

Boys & Girls Golf



2024-25

Manual for Schools and Managers



Illinois High School Association
2715 McGraw Drive / Bloomington, IL 61704
Tel 309.663.6377 / Fax 309.663.7479/ www.ihsa.org



2024-25 GOLF Table of Contents

School Information1-29

Terms and Conditions	2-8
Golf Announcements	9-10
Non-School Participation	11
Submitting List of Participants	12
Pace of Play Guidelines.....	13
Pace of Play Steps.....	14
Pace of Play Policy.....	15
Pace of Play Player's Copy.....	16
Practice Round Golf Cart Request	17
Boys Golf State Final Information.....	18
Boys Golf State Final Practice Rounds.....	19-21
Girls Golf State Final Information	22
Girls Golf State Final Practice Rounds	23-24
Change Tee Time Request Form.....	25
Additional Awards Order Form	26-27
Replica Award Order Form.....	28-29

Tournament Manager Information30-52

Managers Check List	31-32
Managers Illustrations	33-35
ScoreZone Reporting Procedures	36
Scoring Statement	37
Local Rule Adoptions (2024).....	38-40
Player Conduct.....	41
Participant Code of Conduct	42
Player Information Sheet	43
Coaching Guide on the Course.....	44-45
Coaches Conduct	46
Spectator Conduct	47-49
Golf Cart Policy	50
Regional/Sectional Ties Order Form	51
Award Delivery Information.....	52

General Information53-66

Emergency Action Plan & Venue Specific Action Plan	54-56
Sports Medicine (Concussion Information).....	56-57
Weather Safety Guidelines (Severe Weather, Wet Bulb Globe, Heat Related Illness)	58-60
Student Media.....	61
Video Broadcasting	62
Unmanned Drone Policy	63
Licensed Vendor Policy	64
Sportsmanship	65-66



School Information

2024-25 Academic School Year

Illinois High School Association

2024-25 Boys and Girls Golf Series Terms and Conditions

In accordance with Section 1.450 of the Constitution, the Board of Directors has approved the Terms and Conditions governing the 2024-25 IHSA Boys and Girls Golf Tournament Series.

I. SCHOOL CLASSIFICATION

Classifications in the IHSA Boys and Girls Golf State Series will be determined according to IHSA Policy 17 (Classification System).

II. DATES AND SITES

- A) **Regional and Sectionals:** Boys' Class 1A, 2A and 3A regional tournaments will be held on Wednesday, October 2, 2024, at various locations around the state. Girls' Class 1A and 2A regional tournaments will be held on Tuesday, October 1, 2024, at various locations around the state. Boys' and girls' sectional tournaments will be held on Monday, October 7, 2024. The host schools will be announced on the IHSA boys' and girls' golf website (www.ihsa.org).
- B) **Boys' State Final Date:** The State Final Tournaments will be held October 18-19, 2024. The boys' Class 1A tournament will be held at Prairie Vista Golf Course, Bloomington. The boys' Class 2A Tournament will be held at Weibring Golf Club at Illinois State University, Normal. The boys' Class 3A Tournament will be held at The Den, Bloomington. An optional practice round will be available for competing schools on Thursday, October 17, 2024.
- C) **Girls' State Final Date:** The State Final Tournament will be held October 18-19, 2024. The girls' Class 1A tournament will be held at Red Tail Run Golf Course in Decatur. The girls' Class 2A will be held at Hickory Point Golf Course in Decatur. An optional practice round will be available for competing schools on Thursday, October 17, 2024.
- D) **Tournament Date Changes:** No Local Manager shall be permitted to change the date on which the tournaments are played unless given permission by the IHSA Office.

III. ON-LINE ENTRIES, WITHDRAWAL PROCEDURES, ELIGIBILITY, AFFIRMATIVE ACTION, AND ON-LINE LIST OF PARTICIPANTS

The policy for Original Entry Deadlines, Late Entries, and Late Withdrawals shall be the policies and procedures regarding entry for all IHSA-sponsored sport/activities included in the 2024-25 Entry Policies and Procedures.

- A) **On-line Entries:** All member schools must enter their school into the state series competition through the IHSA School Center on the IHSA Website at www.ihsa.org. The deadline for entry is August 26, 2024. The 2024-2025 Entry Policies and Procedures outlining the online entry procedures for all IHSA-sponsored tournaments can be found in the Schools Center on the IHSA website.
- B) **Late Entries:** Any attempt to enter a sport or activity on-line after the established deadlines will be denied. Schools that wish to enter after the deadline will be considered late. To be considered for late entry, the Principal/Official Representative must contact the IHSA administrative officer

in charge of that sport or activity. The penalty for late entry shall be a payment of \$100.00 for that sport/activity by the school.

- C) **Breach of Contract By-law 6.041 (Withdrawal Procedure):** To withdraw without penalty, the Principal must notify the IHSA Office, in writing, of the school's withdrawal from the respective sport prior to the seeding meeting date and/or the date the List of Participants is due for that sport. If a school, (team or individual entries), withdraws after the seeding meeting date/List of Participants due date and/or does not show up for competition, the school will be charged a \$500 penalty. If applicable, the school may be charged for any additional financial loss sustained by the offended school(s) or the Association as a result of such breach.
 - Note:** This Breach of Contract charge affects those sports which have not been penalized the cost of officials or the cost of the host guarantee because those costs are not incurred, or those costs are not based on a per game or per night allowance.
- D) **Eligibility:** All member schools in good standing may enter an individual(s) or a team under the provisions of IHSA By-law 3.054.
- E) **Affirmative Action:** Only boys shall be permitted to participate in the boys' state series except as provided in the IHSA Affirmative Action Policy. Only girls shall be permitted to participate in the girls' state series.
- F) **List of Participants/Substitutions:** Each school must enter the names of their 6 eligible starting players on the List of Participants form found in the Schools Center on the IHSA web site. No more than six (6) participants from a school may play in the regional, sectional, or state final. No alternate names are required. Team substitutions are allowed with any eligible golfer up to the start of each regional, sectional, or state final tournament. In addition, team substitutions may be made on Saturday's final round of the state tournament. Substitutions are not allowed for individuals who are not a part of a team and who advance in the state series. Coaches with teams or individuals must complete the List of Participants prior to September 25, 2024. The regional manager will be able to view the rosters of the teams competing in their tournament on-line after September 25th to set up tee times for the regional tournament. Sectional managers will be able to view their respective qualifiers through the online winner reports.
- G) **List of Participants Penalty:** In order for a school to complete the entry process for boys' and girls' state golf series, they must enter their team or individual(s) and complete the List of Participants by the established deadline date. Schools who fail to complete both parts of the entry process will not be entered into the state series unless a late entry fee is paid.
- H) **Average Score:** The List of Participants will ask for the player's average 18-hole score. That score is based on the following criteria.
 - 1) The scores for each player will be from all varsity interscholastic golf tournaments played during the current school year.



- 2) If a player does not have any varsity interscholastic scores for the current year, then a coach can submit the player's scores from non-school golf tournaments.
- 3) If a player uses the non-school scores, then the principal must certify those scores.
- 4) The scores will be based on 18 holes. If an 18-hole average is not available, then the 9-hole score for a player shall be doubled to reflect an 18-hole score.
- 5) "No Score" entries will not be accepted.

field, the regional, sectional, or state final tournament director has the authority to use a shotgun start.

C) **Pairing Procedures:**

- 1) During the entire state series, 'wave' groupings that pair competitors from teams into team groups and individual qualifiers into individual groups will be used. **Threesomes will be used whenever possible, although foursomes can be used as necessary.** No group shall have two or more players from the same school.

IV. HOST FINANCIAL ARRANGEMENTS

- A) **Greens Fees:** Participating schools shall be responsible to pay for their own greens fees for the regional and sectional tournaments in addition to any practice round(s) they schedule including the State Final practice round. The IHSAA pays for the Friday and Saturday state tournament greens fees.
- B) **Regional Host School Allowance:** Host schools shall pay all local expenses and shall receive a guarantee of \$450.00.
- C) **Sectional Host School Allowance:** Host schools shall pay all local expenses and shall receive a guarantee of \$450.00.
- D) **Rights Fees for TV and Radio:**
 - 1) Television Rights Fees to be charged by Local Managers and/or the IHSAA are contained in the IHSAA Television Policy.
 - 2) Radio Fees, which shall be charged, are:
 - a) Regional = No Charge
 - b) Sectional = No Charge
 - c) State Final = No Charge
 - 3) Policy regarding media requirements for each Local Manager is contained in the current News Media Directory.

- a. In regionals, tournament managers will verify the team pairings based on the team's iWanamaker iWR. Individual competitors, not on teams, will be paired with other individual entries based on their 18-hole average score reported on the List of Participants Form. In all regional tournaments, the team pairings will send off the best teams (higher seeds) in the first wave. Coaches with team entries have 24 hours from the time the regional pairing sheet is sent by the regional manager to competing schools to make any adjustments to their 1-6 lineups, outside of injury, illness, or ineligibility as certified by the High School Principal or Athletic Director.
- b. In sectionals, pairings for the wave will be made based on the place the team finishes in their respective regional tournament, with the better teams scheduled to begin play on each nine going off in the last wave. Individual competitors, not on teams, will be paired based on their regional scores. Coaches of advancing teams have 24 hours from the time the sectional pairing sheet is sent by the sectional manager to competing schools to make any adjustments to their 1- 6 lineups, outside of injury, illness, or ineligibility as certified by the High School Principal or AD.
- c. For the first day of the state finals, pairings for the wave will be made based on the place the team finishes in their respective sectional tournament, with the better teams scheduled to begin play on each nine going off in the last wave. Individual competitors, not on teams, will be paired based on their sectional scores. Coaches of advancing teams have 24 hours from the time the state final pairing sheet is posted to make any adjustments to their 1-6 lineups, outside of injury, illness, or ineligibility as certified by the High School Principal or AD.
- d. After the first day of competition at the state finals, the field will be reduced to the top 8 teams (and ties) and the top 40 individuals (and ties) not on the top 8 teams. For the final day of the state finals, pairings will be made based on scores shot during the first day of the state finals, with the better teams scheduled to begin play on each nine going off in the last wave. Coaches of advancing teams have until 9pm Friday evening to make any adjustments to their 1-6 lineups, outside of injury, illness, or ineligibility as certified by the High School Principal or AD.
- e. At all levels of the state series, team members will be seeded based on their iWanamaker iWR.

V. TOURNAMENT ASSIGNMENTS

- A) **Team and Individual Honors:** In order for a school to compete for team honors, a school must have no less than 4 players, and the school must have participated in six (6) varsity contests prior to the state series. Individuals competing for individual honors only are not required to have competed in six contests. A school can enter no more than six (6) individuals for team or individual honors.
- B) **Class 1A/2A Girls & Class 1A/2A/3A Boys:** All schools entered will be assigned by the IHSAA to one of the sixteen (16) Regional and one of the four (4) Sectional tournaments. Assignments are made geographically.

VI. TOURNAMENT STRUCTURE AND TIME SCHEDULES

- A) **Tournament Play:** All Regional and Sectional tournaments shall consist of one 18- hole round played on a regulation 18-hole golf course. The state tournament shall consist of two 18-hole rounds played on a regulation 18- hole golf course.
- B) **Tournament Format:** Traditional tee times will be used for the state series. It is preferred that the regional and/or sectional tournament manager start competitors from the first and the tenth hole. However, if it is necessary, play may begin on the 1st hole only. All tee times should be nine (9) minutes apart. In extreme weather conditions or in the case of an oversized



Coaches will have until the aforementioned times to make any adjustments to their 1-6 orders.

- f. Players on qualifying teams disqualified from the first round of the State Final competition for a non-player Code of Conduct violation will be allowed to play in the final round if his/her team advances to the final round and paired in the final player spot for his/her team. Individual qualifiers disqualified from the first round of the State Final competition for a non-player Code of Conduct violation will not be allowed to play in the final round.
- g. For Wave pairings at the regional level and the second day of the state finals, if two or more teams with the same scores are tied, the following criteria will be used by managers to put those tied schools into the correct Wave grouping:
 - a. Regional: - randoms selection
 - b. Day 2 of the state final:
 - 5th player (a team without a 5th player will lose to a team with a 5th player)
 - 6th player score (a team without a 6th player will lose to a team with a 6th player)
 - Random selection
- 2) Shotgun start: In the event weather causes a manager to use a shotgun start during the state series, 'wave' groupings shall still be used. Managers should keep the groupings together as originally planned, using the following guidelines:
 - a. For speed of play, par 3's should have the fewest groups on a tee.
 - b. For speed of play, par 5's should have the most groups on a tee.
- D) **Conditions of Competition:** The IHSA requires that every effort be made to complete the tournaments on the designated schedule. Bad weather is not, by itself, a good reason for discontinuing play. If the rules committee determines that the course is not in a playable condition, or that there are circumstances that render the proper playing of the game impossible, it may recommend to the tournament director to discontinue and temporarily suspend play or cancel play. In the event that unplayable conditions become playable, the rules committee shall recommend to the tournament director to begin play.
- E) **Provisions to Discontinue Play:** When the cup is filled with water and there is no relief on the putting green around the cup, conditions become unplayable.
- F) **Provisions to Suspend Play:** Play can be suspended when it does not impact the equity of the tournament. Darkness and lightning that cause all the holes not to be completed in the round are reasons to suspend play. Play can resume from the point at which it was suspended on either the day of the competition or the next possible day, except on the final day of the state finals. If, on the second day of the state finals, play cannot be completed because of darkness, the state championship will be determined on the basis of the scores posted Friday.
- G) **Provisions to Cancel Play:** Play can be cancelled when conditions impact the equity of the tournament. When play cannot begin, or when play graduates into bad weather with conditions that worsen throughout the day and reach the

point of unplayable, play can be cancelled. When play is cancelled, no scores for the day will count and a new 18-hole round will be played on the next playable day (excluding Sunday). All penalties (except disqualification due to misconduct) incurred in that round are cancelled.

- H) **State Final Completion:** If State Final play begins on Friday, but the opening round is cancelled (not suspended) that day because of weather, scores made on Friday will not be counted and Saturday's round will be the first and final round for the state tournament. When the first day is cancelled or suspended due to weather or some other reason, no reduction in field will be made. If, on the other hand, the opening round is completed on Friday and play cannot occur or is cancelled on Saturday, the State Championship will be determined on the basis of the scores posted on Friday.
- I) **Start Play:** In the event that unplayable conditions become playable, the rules committee shall recommend to the tournament director to begin play.
- J) **Coaches' State Final Meeting:** A state final coaches' meeting will be conducted virtually prior to the first round of the competition. A coach (or a school representative) from each school qualifying a team or individual(s) for the state final must attend that meeting. An assistant coach, athletic director and/or principal may attend in place of the head coach as the official school representative. The purpose of the meeting is to review policies, procedures and local rules governing the conduct of the state final. Coaches will be responsible for the information reviewed at that meeting regardless of their attendance or non-attendance at the meeting. A complete list of the days/times for each meeting will be announced by the IHSA Office.
- K) **State Final Time Schedule:** The tournament manager has the authority to alter the time schedule and tournament format based on local conditions. The planned time schedule for the Boys and Girls State Final Tournament shall be as follows:
 - 1) **First Round** — Friday, 8:30 a.m. traditional tee times — First Round (18 holes) of State Final Tournament begins.
 - 2) **Second Round** — Saturday, 8:30 a.m. traditional tee times — Final Round (18) holes of State Final Tournament begins.

VII. ADVANCEMENT OF WINNERS

All players who participate in the Regional competition shall be eligible for individual honors. All players who compete in the Sectional tournament shall be eligible for individual honors. All players who advance to the state final shall be eligible for individual honors in the State Final tournament. If teams tie for the low score at the regional or sectional, the tied teams will be deemed the winners of the respective tournament. At the state finals, ties for team awards will be broken as explained later in these Terms and Conditions.

- A) **Team Scoring:** Any school, which enters four, five or six players in the Regional tournament and has competed in six (6) varsity contests, will be considered for team honors and team advancement to the regional, sectional or state final tournament. The four lowest scores of individuals on teams that compete for team honors at the regional, sectional, or state finals will be counted as a team score for any round during the state series.



- B) **Regional to Sectional Advancement - Class 1A/2A/3A Boys and Class 1A/2A Girls:** Members of the 1st, 2nd, and 3rd place teams shall advance. In addition, the 10 best scoring individuals that are not members of a qualifying team shall advance from the regional to the sectional tournament. Ties for the last individual qualifying spot will be broken with an on-course play-off.
- C) **Sectional to State Final Advancement - Class 1A/2A/3A Boys and Class 1A/2A Girls:** Members of the 1st, 2nd, and 3rd place teams shall advance. In addition, the 10 best scoring individuals that are not members of a qualifying team shall advance from the sectional to the state final tournament. Ties for the last individual qualifying spot will be broken with an on-course play-off.
- D) **Day 1 to Day 2 of the State Finals –**
- 1) Members of the top eight (8) teams (and ties) after Day 1 of the State Finals will advance to Day 2 of the State Finals.
 - 2) The top 40 individual scores (and ties) of all remaining players not on one of the top eight teams will advance to Day 2 of the State Finals.
 - 3) All players who play on both days of the State Finals are eligible for individual honors.
- E) **Regional and Sectional Team Tie Breakers:**
- 1) In the case of a team tie for the last qualifying spot, the 5th best scoring competitor's score shall be used to break the tie.
 - 2) If a tie exists after the 5th best competitor's scores are used, then the 6th competitor's score shall be used to break the tie.
 - 3) A team which has not entered a 5th competitor shall lose to a team which has entered a 5th competitor.
 - 4) A team which has not entered a 6th competitor shall lose to a team which has entered a 6th competitor.
 - 5) If a tie still exists after using the scores of the 5th best and 6th best competitors, the tied teams shall advance.
- F) **Regional and Sectional Individual Ties:**
- 1) The sudden death playoff for the medalist position shall be started on a hole determined by the host school manager which may include the first available hole.
 - a. All playoffs must be overseen by a neutral party, with no player or team member involved in the playoff.
 - b. For awards purposes, ties for first (1st) place shall be broken by a sudden death playoff. All players tied for 1st place will compete in the sudden death until all but one player is eliminated.
 - c. Players in the sudden death who do not win will be awarded second place medallions.
 - d. Following a playoff, medals will be awarded to the next actual place. Therefore, following a 4 player playoff for 1st place, medals would be awarded for 1st, 2nd, 2nd, 2nd, and then 5th place.
 - 2) Ties for the last qualifying individual spot will be broken with an on-course play-off so that only 10 individuals advance to the next level tournament.
 - a. The sudden death playoff for the final advancing position shall be started on a hole determined by the host school manager which may include the first available hole.
 - i. In the event of darkness or weather that prevents completion of play-off on the day of competition, managers will contact the IHSA office.
- 3) Ties shall not be broken for any other individual places.

VIII. TOURNAMENT RULES

- A) **USGA Rules:** The state series will be conducted under the United States Golf Association's Rules of Golf, state series adoptions as noted in the Terms and Conditions, and the IHSA school manual.
- B) **Coaching:** For the entire state series, the head coach and one assistant coach will be allowed to coach anywhere on the course until his/her player steps on the putting green. Once their player steps onto the green to either putt or mark his/her ball, coaches must cease their coaching. After the last player in a group has completed putting on a given hole, coaches can begin communicating again with their player(s). Coaches must not delay pace of play at any point on the course. Both the head coach and the assistant coach must meet the IHSA coaching by-laws and be listed on the school's List of Participants.
- C) **Competitor and Coaches Dress Code:** For the entire state tournament series, slacks, skirts or skorts designed for golf that are no more than 5 inches above the knee, sport shirts with collar, mock turtlenecks designed for golf, and shoes appropriate for golf and socks define the dress code. Tank tops, short shorts, denim blue jeans, cutoffs or T-shirts will not be allowed for players or coaches. Any coach who does not conform with the dress code should be reported to the IHSA through a Special Report. Any player who does not meet the requirements of the dress code will not be allowed to participate in the tournament. However, a player's dress code violation must be caught prior to teeing off. Any player who begins the tournament in compliance with the dress code and then goes out of compliance, must get back into compliance in order to continue to play.
- D) **Playing Conditions:**
1. During all state series tournaments, players shall play the ball as it lies unless otherwise provided in the USGA Rules of Golf.
 2. If the local rules committee believes conditions warrant, they may decide to offer players free relief within determined areas of the course (i.e., General Area) under provisions of USGA Rule Interpretations (Committee Procedures #3). In the event such relief is offered by the local rules committee by establishing a Local Rule for the Tournament, the player must choose a spot to place the ball and use the procedures for replacing a ball under Rules 14.2b(2) and 14.2e. When establishing a Local Rule for the Tournament, the local rules committee must provide notice to all players before the start of the tournament, and the Local Rule must specify the size of the relief area offered to players once they have determined their reference point and the limits on the location of the relief area. No other method of offering relief can be considered and allowed by the local rules committee.
- E) **Substitutions:** Not more than six (6) competitors per school may participate on each day of the tournament series. Substitutions may be made under the following circumstances:



1. All substitutions must be made no later than one hour prior to the scheduled start of competition for that day.

2. Team substitutions shall be made on a player for player basis, and no adjustments in pairings shall be made to accommodate such team substitutions.

3. If an individual tournament competitor is replaced for team competition, the individual competitor shall be withdrawn from the Individual Tournament.

4. Substitutions may only be made after completion of an 18-hole round.

F) **Spectator Code of Conduct:** All spectators are expected to adhere to the Spectator Code of Conduct. (See Spectator Code of Conduct posted in the Forms section of the IHSA Boys' and/or Girls' Golf web site.)

G) **Player Code of Conduct:** All players are expected to adhere to the Player Code of Conduct. (See Player Code of Conduct posted in the Forms section of the IHSA Boys' and/or Girls' Golf web site.)

H) **Reporting a Code Violation:** It is the responsibility of all coaches of participating schools and IHSA administrative officials to monitor player conduct. Any coach or IHSA administrative official who personally observes a Code of Conduct violation may invoke a Code of Conduct penalty. The individual reporting the violation will give notice to the offending player, assess the Code of Conduct penalty and follow up with a written report of the incident to the games committee. The games committee will notify the player's coach of the penalty.

I) **Code of Conduct Appeals:** Players and coaches will not have the right to appeal to the games committee for the first penalty levied. Players and coaches will be allowed to appeal the second offense by submitting in writing an inquiry concerning the penalty. The inquiry must be submitted by the end of the same day of the incident. The coach and player appealing the second penalty will provide an explanation of the incident to the games committee. The decision of the committee is final.

J) **Galleries:** Galleries will be encouraged and permitted. However, all spectators must remain a reasonable distance from the competitors. Spectators and competitors must also understand that competitors may be penalized when spectators violate USGA or IHSA rules. The Spectator Code of Conduct defines those expectations.

K) **Pace of Play/Monitoring:** During the IHSA state series, players' pace of play will be monitored by the Games Committee. Players who fail to meet the predetermined pace of play times for the regionals, sectional, and state finals courses may be subject to penalty for slow play. Tournament managers will establish the pace of play times for each tournament and provide them in advance to competitors. The Games Committee will be responsible for player warnings and observing groups as needed to determine which players will be penalized. The IHSA Pace of Play Policy, located in the School's and Manager's Manuals, shall be used to monitor pace of play.

L) **Artificial Devices:** Players are prohibited from playing music with/without headphones, artificial devices, or any unusual equipment that might assist a player in making a stroke. Players found using any of the afore-mentioned devices or equipment will be penalized in accordance with USGA rules.

M) **Circle 10 Scoring:** The Circle 10 rule may be invoked by a coach during any state series competition play. If the Circle 10 rule is invoked, a player picks up their ball after 10 shots

or more on any applicable hole. Once the Circle 10 is invoked by a player, that player's score will not be used for advancing team scores, and that player is no longer eligible to advance in the state series as an individual. However, should the player's team advance that player could continue in the state series but only have his/her score count towards the team's score at the next level tournament(s).

N) **Measuring Devices:** Players or coaches may use USGA-approved measuring devices during state series competitions to obtain distance information. If, during a state series competition, a player or coach uses a distance-measuring device to gauge or measure other conditions that might affect his/her play (e.g., elevation changes, wind speed, etc.) the player or coach is in violation of Rule USGA 4.3 and subject to the appropriate penalties. Distance-measuring devices include range finders (such as Bushnell units), laser devices (such as Laser Link), and GPS-based systems (such as SkyCaddie, Callaway, or Garmin). Any standalone device (like a smartwatch) of any of these types is permitted under this Local Rule adopted by the IHSA, as long as the device meets the other, previously mentioned criteria. During IHSA state series competitions, the use of cell phones is prohibited, unless used for scoring or the local committee (rules or games) determines that the player's use of the cell phone was an emergency. Players found using cell phones for any other reason will be considered to have violated USGA Rule 10.2a (Advice) and be penalized according to the rule.

O) **Unmanned Aerial Vehicle (Drone) Policy:** The use of unmanned aerial vehicles ("UAV") also known as drones, is prohibited for any purpose by any persons at IHSA tournament venues. Tournament management shall refuse admission or entry to anyone attempting to use a UAV; and if necessary, tournament management shall remove anyone attempting to use a UAV and/or confiscate the UAV until the event has been completed.

For purposes of this policy, a UAV is any aircraft without a human pilot aboard the device. An exception to this policy may be made in specific cases for IHSA broadcast partners, provided the management of the tournament facility permits the presence of UAVs for broadcast purposes under the control of the IHSA.

P) **AED:** Host schools must have an AED available and on site at all IHSA post season contests.

IX. TOURNAMENT POLICIES

A) **Player Withdrawals:** Regardless of first-day scores or weather conditions, all competitors in the state final tournament should consider it their obligation to complete play on all 36 holes, except in case of illness, injury, or other emergency. Failure to complete assigned rounds is a violation of IHSA By-law 6.040, and the school will be penalized for this breach of contract.

B) **School Representative/Coach:** In accordance with IHSA By-laws 2.020 and 2.070, if a school does not have a qualified coach or faculty representative present at the tournament site at all times during tournament play, that school's competitor(s) shall not be permitted to participate. Coaches will serve as observers as required by the tournament manager. Only coaches who meet By-law 2.020 and 2.070 may coach or be involved with their players during practice or play. At the state



finals, schools who qualify a team or multiple individuals may rent one cart at the school's expense for use by the school's head coach, provided enough carts are available and ground conditions allow for such use.

- C) **Disabled Spectator Golf Cart Policy:** No golf carts are available at the state finals for fans. Shuttles will be available to transport spectators to designated locations at the state final venues.
- D) **Media Requirements:**
- 1) **Radio and TV Originators:** It is the responsibility of the Local Manager to accept applications, approve requests to originate, collect proper rights fees payments (where required) and make cancellation refunds for television and/or radio play-by-play originations, according to the IHSA Television and/or IHSA Radio Broadcast Policy.
 - a. Television Rights Fees for all levels of competition below the State Final level shall be paid to the host school and shall become part of the revenue to be shared by the member school(s) and the Association according to the financial terms stipulated in these Terms and Conditions.
 - b. Radio Broadcast Rights Fees are not required for any level of competition in this series (except state final). Local Managers shall permit radio play-by-play originations of the competition.
 - c. Television and/or Radio Stations which do not apply in advance, or which do not pay required rights fees prior to the start of competition in each respective level in this state series, shall not be given credentials nor allowed access to the facility to originate. Sponsors of the originations for television and radio shall be only those so stipulated in the respective IHSA Television and Broadcast policies.
- E) **Tobacco/Liquid Nicotine Products:** The use of tobacco or liquid nicotine products in any competition area, either during a practice or while a contest is in progress, or affiliated property of any IHSA state series contest by any coach, player, any other person connected with a team, or fan shall be prohibited. State series hosts are required to make all state series contest sites and any affiliated property, including parking lots, fan accommodation areas, and other school or event venue property, tobacco/liquid nicotine free zones on the date or dates of any IHSA event being held at the site.
- F) **Use of Inhalers:** A student with asthma may possess and use his/her medication during an IHSA competition, while under the supervision of school personnel, provided the school meets the outlined procedures for self-administration in the Illinois school code.
- G) **Alcoholic Beverages and IHSA State Series:** The possession, distribution, sale and/or consumption of alcoholic beverages are prohibited at the site and on any affiliated property of any IHSA state series contest. State series hosts are required to make all state series contest sites and any affiliated property, including parking lots, fan accommodation areas, and other school or event venue property, alcohol free zones on the date or dates of any IHSA event being held at the site. Violation of this policy by an event host will subject the host to a penalty for violation of IHSA By-law 2.020. Such penalty may include but not necessarily be limited to prohibition against subsequent

event hosting assignments. Violation of this policy by a non-hosting member school will subject the school to penalty for violation of IHSA By-law 2.020. Patrons of any IHSA state series contest determined to be in violation of this policy will be removed from the premise, and law enforcement officials will be called as warranted. No ticket refunds will be granted in such cases.

- H) **Prayer at State Series Contests:** Prayer at an IHSA state series contest that takes place over the public address system is prohibited.

X. AWARDS

- A) **Regional Individual Awards:** Medals shall be awarded to the 1st – 5th place individuals at the Regional tournaments. In the event there are more than 2 players involved in the sudden death playoff for first place medalist honors, duplicate 2nd place medals will be awarded those competitors. In addition, duplicate medals shall be presented to all competitors tied for 2nd -5th place.
- B) **Regional Team Awards:** Plaques shall be awarded to the first place team at the Regional tournament. If teams tie for the low score, the tied teams will be deemed the winners of the regional tournament.
- C) **Sectional Individual Awards:** Medals will be awarded to the 1st- 7th place individuals at the Sectional tournaments. In the event there are more than 2 players involved in the sudden death playoff for first place medalist honors, duplicate 2nd place medals will be awarded those competitors. In addition, duplicate medals shall be presented to all competitors tied for 2nd -7th place.
- D) **Sectional Team Awards:** Plaques shall be awarded to the first-place team at the Sectional tournament. If teams tie for the low score, the tied teams will be deemed the winners of the sectional tournament.
- E) **State Final Individual Awards:** Medallions shall be awarded to the 1st-10th place individuals and the members of the first, second and third placing teams. In the event there are more than two players involved in the sudden death playoff for the first-place medalist, duplicate 2nd place medals will be awarded those competitors. In addition, duplicate medallions shall be presented to all competitors tied for 2nd -10th place.
- F) **State Final Team Awards:** Trophies shall be awarded to the first, second and third placing teams at the State Final tournament. In the event schools tie for a team award at the state finals, the tie shall be broken in the following manner:
- 1) The fifth best score from the tied teams for both Friday and Saturday will be added together to create a total score.
 - 2) These total 'fifth person' scores will be compared, and the school with the lowest score will beat the other tied school(s).
 - 3) A school that can't produce a two-day 'fifth person' score will lose to a school that can.
 - 4) If the tied schools are still tied after comparing these 'fifth person' scores, the same process will be followed using the sixth best score from each school for both Friday and Saturday.
 - 5) A school that can't produce a two-day 'sixth person' score will lose to a school that can.



- 6) If the tied schools are still tied after comparing the 'sixth person' scores, the tied schools will remain tied, and each shall receive the appropriate award.
- G) **Administrative Awards:** Medallions will be awarded to the superintendent, principal, athletic director, and certified athletic trainer, if one is listed on the school's Team Data Form, of the first through third place teams at the state final.

XI. OFFICIALS

- A) **Rules Committee:**
 - 1) At least three (3) coaches who are familiar with the Rules of Golf should be selected to serve on the committee for a tournament and should be identified to the competitors. The committee members must be available at all times during the tournament.
 - 2) Rulings may only be made by a majority of committee members. However, in complex cases, the committee as a whole should be consulted.
 - 3) It is often advisable for members of the committee to be on the golf course during the tournament in order to be more available to the contestants.
 - 4) At least one member of the committee should be stationed at the scorer table.
 - 5) The State Final rules committee shall be comprised of PGA/LPGA/USGA bona fide rules officials.
- B) **Games Committee:** The manager shall appoint a committee of at least three (3) coaches from participating schools in addition to him/herself. This committee has the authority to resolve any situations that arise during the tournament, including, but not limited to, matters of golf rules, conduct, or pace of play. The decision of the committee is final, and once the awards are presented, the tournament results shall stand.
- C) **Games Committee (Boys' State Finals only):** IHSAA shall appoint a committee of at least three (3) coaches from participating schools, in addition to any other tournament manager or management staff. This group may be the same as the Rules Committee. This committee has the authority to resolve any situations that arise during the tournament, including, but not limited to, conduct, or pace of play. The decision of the committee is final, and once the awards are presented, the tournament results shall stand.



IHSA BOYS AND GIRLS GOLF ANNOUNCEMENTS

1. The IHSA state series assignments can be found online at www.ihsa.org
2. The regional and sectional sites can be found online at www.ihsa.org
3. A “quick reference” to the rules of golf is included in this manual.
4. The “*List of Participants*” form is required to enter your “starting lineup” and is available through the school center.

2024-25 Boys/Girls Golf Important Dates to Remember

Mon, August 12	Season Starts
Thurs, August 15	1 st contest may be held
Mon, September 2	Deadline to enter the state series. Entries after this date are late entries.
Wed, September 25	List of Participants Form is due on-line.
Tue, October 1	Girls Regionals Regional Winner Report submitted by manager.
Wed, October 2	Boys Regionals Regional Winner Report submitted by manager.
Tue, October 1	Girls results are entered through the <i>IHSA Schools Center</i> web site by 7pm.
Wed, October 2	Boys results are entered through the <i>IHSA Schools Center</i> web site by 7pm.
Mon, October 7	Boys/Girls Sectionals. Sectional Winner Report submitted by manager. Results are entered through the <i>IHSA Schools Center</i> web site by 7pm.
Tue, October 8	12:01 p.m. deadline for schools advancing to State Final to confirm hotel reservations.
Thurs, October 17	Practice Round
Fri, Sat, October 18-19	State Finals Girls Class A – Red Tail Run, Decatur Girls Class AA – Hickory Point, Decatur Boys Class 1A – Prairie Vista, Bloomington Boys Class 2A – D.A. Weibring Golf Club, ISU, Normal Boys Class 3A – The Den at Fox Creek, Bloomington

List of Participants Form: Each competing school (team and individual entries) shall submit online through the Schools Center, a *List of Participants* by September 25th. This form will list those players who will participate in the regional tournament along with the player’s 18 hole scoring average. The scores will be used in the pairing of the players. Substitutions can be made in accordance with the Terms and Conditions. See Terms and Conditions for the pairing criteria.

Greens Fees: Each school is responsible for their team’s greens fees for the regionals, sectionals and any tournament practice rounds. Payment of greens fees should be made prior to the start of play. IHSA will pay for the greens fees for Friday and Saturday of the State Tournament.

Rules/Games Committee: The manager shall appoint a committee of at least three (3) coaches from participating schools in addition to him/herself. This committee has the authority to resolve any situations that arise during the tournament, including, but not limited to matters of golf rules, conduct, or pace of play. The decision of the committee is final, and once the awards are presented, the tournament results shall stand.

Postponement: Reasons for postponing a match include severe weather such as lightning, heat, unplayable course conditions, darkness, or unforeseen acts of God. Refer to the Terms and Conditions for tournament rules.

Coaching: For the entire state series, the head coach and one assistant coach will be allowed to coach anywhere on the course until his/her player steps on the putting green. Coaches should be easily identifiable by the Rules Committee and tournament personnel. Furthermore, By-law 2.070 restricts involvement of non-school coaches during practices and competitions throughout the season. Any person involved with high school



programs in any respect must meet coaching qualifications. This includes caddying or playing with high school teams. Refer to the Terms and Conditions or the IHSA handbook for more details.

Golf Carts: No golf carts will be available to spectators at the state finals. Cart availability during regional and sectional tournaments will be determined by the tournament manager and golf course. At the state finals, schools who qualify a team or multiple individuals may rent one cart at the school's expense for use by the school's head coach, provided enough carts are available and ground conditions allow for such use.

Artificial Devices: Players are prohibited from playing music with/without headphones, making or receiving calls or texts on a cell phone, using artificial devices or any other unusual equipment that might assist a player in making a stroke. Players found using any of the afore-mentioned devices or equipment will be penalized in accordance with USGA rules.

Rules Meeting Power Point: The rules meeting power point can be found on the IHSA Boys and Girls golf web site. In accordance with IHSA By-law 2.120, all head coaches are required to view the online rules meeting PowerPoint. The presentation can also be used as an educational tool for your players or assistant coaches. It will be available all season following the rules meetings.



Non-School Participation During the High School Golf Season

1Q. What is the starting date for the IHSA Boys and Girls Golf Season?

1A. The first practice for the IHSA boys and girls golf season may begin on Monday of Week 6 of the IHSA calendar. For the next four (4) years, those dates are August 12, 2024, August 11, 2025, August 10, 2026, and August 9, 2027.

2Q. When does the high school season actually start?

2A. The high school golf season begins when the school engages in its first golf practice, try out, or team meeting.

3Q. When must students cease non-school golf competition and/or practice?

3A. Students must cease non-school golf competition or non-school golf practices 7 days after a school engages in its first golf practice, try out, or team meeting.

4Q. What if a student qualifies for the IJGA Boy's Tournament of Champions and/or The "Rog" which typically falls after the start of a school season, can a high school coach prohibit the student from playing in it?

4A. Yes. If these tournaments are conducted after your school has engaged in its first practice, then the school does have the authority to prohibit participation. It is always best to have an advance conversation with your coach about his/her team policy.

5Q. Where can an individual find the IHSA Rules as they relate to golf?

5A. The rules of play are the USGA rules of golf. The rules that govern the state series are called the Terms and Conditions, and your high school coach can help you with any questions related to that. The rules that govern high school eligibility including the season limitation rules are called by-laws, and your coach, Athletic Director and/or principal can help you with the interpretations of those rules. All this information can be found on the IHSA website at www.ihsa.org. Once there, click on boys or girls golf.

6Q. What is the process for asking for an exception to be granted by the IHSA to play in a non-school tournament?

6A. An exception may be made by the IHSA Executive Director under the guidelines adopted by the Board of Directors for competitions sanctioned directly by the National Governing Body or its junior or official Illinois affiliate for the sport. The high school Athletic Director or Principal is the person who has the authority to request that exception in advance of the event. Know that local club tournaments or scrambles do not meet the requirements of the by-law.

7Q. Can parents contact the IHSA to request the exemption?

7A. No. Requests must come from a member school. Schools must download, complete, and submit the 'Non-School Competition Participation Request Form' (located in the Schools Center) to the IHSA Executive Director to secure a ruling for the student.

8Q. Can a student just go ahead and play in the tournament without my school making the request?

8A. No. A member school must request and be granted an exception prior to the tournament.

9Q. What is the penalty for a golfer violating the season limitation rule?

9A. Penalties for playing in a non-school event during the high school season generally include player ineligibility, forfeiture of team wins, and school sanctions.



Instructions for Submitting List of Participants

Schools are required to complete the Girls'/Boys' Golf List of Participants online.

Log on to www.ihsa.org and click on the Schools Center link. Enter your personal ID number and password. Once signed in, go to the "Sports and Activity Tracker" area, find the row that lists the correct tournament, and click on "LOP (List of Participants)" link under the "Online Forms" heading. Please follow the instructions shown on the screen as you fill in the necessary information. The deadline for submitting the List of Participants is Wednesday, September 25, 2024, at midnight. Schools have the opportunity to make changes until Wednesday, September 25, 2024, at midnight.

- A) List all eligible coaches that are in compliance with IHSA By-Law 2.070.
- B) List all individuals/team competitors who will compete in the regional. Make sure to complete the column which asks for each player's 18-hole average.

After completing the List of Participants online, print out a copy of the completed entry form for your records. Regional managers will be able to access the List of Participants and listing of all eligible coaches for all entries in their regional through the Schools Center on the IHSA website after September 25, 2024.

If you experience any problems, please call the IHSA Office at 309-663-6377 and ask for Emma Carstens (boys golf) and Brock Hopp (girls golf).

***LIST OF PARTICIPANTS DEADLINE:
Wednesday, September 25, 2024***



IHSA Golf

Pace of Play Guidelines

The pace of play is an important element in having a good experience at tournaments. Slow play is often a combination of little things not being done that contribute to slow play and on-course traffic jams. Know that the pace of play policy isn't designed to have players rush their shots; it is intended to make players ready to take their shot when it is their turn. The thrust of the policy is to encourage players to move more quickly to their next shot and therefore behave more efficiently on the course. In short, coaches teach your players to be prepared and ready to play.

As coaches teach their players about managing their pace, they will find themselves focusing on simple things like clarifying who gets the flagstick after putting, instructing players where to leave their golf bags and designating who should be up on the tee.

STROKE PLAY

Summary

When a group is out of position at any checkpoint the players in the group are liable to penalty under these guidelines. Players in a group that has missed one or more checkpoints may be liable to penalty according to the following schedules of penalties pending final determination of whether a breach or breaches of these guidelines have occurred:

Checkpoints will be on completion (flagstick in the hole) of the 4th, 9th, 13th and 18th holes.

1st missed checkpoint* – warning

2nd missed checkpoint – liable to a one stroke penalty

3rd missed checkpoint – liable to a two stroke penalty

4th missed checkpoint – liable to disqualification

* If a group clears the 3rd checkpoint and has not missed any other checkpoints, but is out of position at the 4th checkpoint, each player in the group is liable for a one stroke penalty if in the Committee's view a reasonable effort was not made by the players to complete their round within the allotted time for the final checkpoint.

Allotted Time

Groups have an allotted time to complete 18 holes at a pace in accordance with the time chart. When a group falls behind – regardless of the reason – it must regain its position. Time for ball searches, rulings, and walking time between holes is included in the allotted time.

Definition of "Out of Position" – Stroke Play

FIRST GROUP (off the 1st and 10th holes, both morning and afternoon): The first group is out of position if it takes more than the allotted time to finish a checkpoint hole (see below checkpoint time table).

FOLLOWING GROUPS:

A following group is out of position if it

- A) takes more than the allotted time to finish a checkpoint hole and
- B) completes play of a checkpoint hole more than 14 minutes after the preceding group completed play of that hole.

Time charts outlining the time per hole, including the finish times for the checkpoint holes are drafted by the manager.

SAMPLE:	Hole#	4 / 13	9 / 18	13 / 4	18 / 9
	Time allotted	1:01 / 1:03	2:15 / 2:21	3:21 / 3:25	4:39

Group Out of Position

When a group is out of position at a checkpoint, the group is responsible for getting back into position, whether notified by any member of tournament staff or the rules committee or not. When a group has been notified of a missed checkpoint or warned for such, the group is expected to regain its position before reaching the next checkpoint. If a group reaches the next checkpoint out of position, each player in the group may incur the applicable penalty for a breach of these guidelines. Groups considered out of position may be monitored.

A player concerned about a non-responsive (slow) fellow competitor in his/her group, who he/she believes is delaying play, should request the group be monitored in case the group is or becomes liable to penalty under these guidelines.

Final Determination Regarding Breach/Review Process

Before attesting to his/her score, a player who is liable for penalty during his/her round may consult with the Games Committee to determine if he/she has incurred a penalty under these guidelines. The Games Committee will determine that a player who has been found to out of position is not in breach of these guidelines only if:

- C) The player was delayed by tournament staff/the Games Committee; or
- D) The player was delayed by a circumstance beyond the control of the player; or,
- E) The player was delayed by another player in the group

A player who was out of position during his/her round, and who elects not to consult with the Games Committee to determine whether he/she was in breach of these guidelines prior to returning his/her score card, is deemed to be in breach of these guidelines and may incur a penalty(ies) according to the above schedule of penalties. Any penalty(ies) assessed shall be applied to the checkpoint hole where the breach occurred.



Pace of Play Steps

A pace of play policy will be in effect for the 2024-25 IHSA golf state series. While it is not required for the regular golf season, we recommend coaches implement this policy in some or all of their tournaments.

The pace of play is an important element in having a good experience at tournaments. Slow play is often a combination of little things not being done that contribute to slow play and on-course traffic jams. Know that the pace of play policy isn't designed to have players rush their shots; it is intended to make players ready to take their shot when it is their turn. The thrust of the policy is to encourage players to move more quickly to their next shot and therefore behave more efficiently on the course. In short, coaches teach your players to be prepared and ready to play.

As coaches teach their players about managing their pace, they will find themselves focusing on simple things like clarifying who gets the flagstick after putting, instructing players where to leave their golf bags and designating who should be up on the tee.

POP

First, we will cover how to set up your course and scorecards. There are three things that the manager will need to do to prepare for a tournament.

1. Determine the pace for your course.
2. Make scorecards that reflect the pace for each group.
3. Set up checkpoint stations.

Step 1 – How to Determine Pace

The pace of play is determined by the manager. There is a general rule of thumb that a par 3 should take 13 minutes to play, a par 4 should take 15 minutes to play and a par 5 should take 17 minutes to play. Managers can look at their golf course's scorecard and start with that standard. The manager can then adjust the time based on the difficulty and skill level of the players and add or subtract time to a hole although extra time generally is added only for long walks between holes.

Step 2 – Determine Each Group's Pace

Now that the pace has been established, the manager can put the actual times on each group's cards.

Step 3 – Create a timing document to assist players

Once the pace of play has been determined, managers can create a timing document to give players to assist them in maintaining their pace. Players should be able to look at the document and know what time they should complete each hole. As manager, you can also monitor pace by looking at each group's reporting of scores on iWannamaker.

Step 4 – Set Up Checkpoint Stations

USGA suggests for 18 holes the checkpoints should be holes 4, 9, 13, and 18, although the manager ultimately will decide which holes work best for his/her course. If a competition is a 9-hole tournament, it is recommended that there are 3 checkpoints. In such a case, holes 3, 6, and 9 are recommended.

Step 5 – Set Up

Each checkpoint station should have:

Each checkpoint station should have a volunteer (preferably an adult) with the master time schedule. The adult should note the time each group completes the hole by putting the flag back in the hole. If the group is out of position (over the expected time AND 14 minutes behind the group in front of them), the volunteer should indicate to the group they are out of position and will be reported to the tournament manager. Tournament management will then need to address the situation by going to the group and deciding whether and when to offer the appropriate warning/penalty.

If the group is on time, the checkpoint attendant will put a green dot on the card. If they are behind a red dot will indicate that.

Recap

Once these 3 pre-tournament steps are completed you will be ready for your play. Before we move on to the policy itself, let's review again, the pre-tournament set up for the Pace of Play Policy. Managers will need to:

1. Determine the pace for your course.
2. Make scorecards that reflect the pace for each group.
3. Set up checkpoint stations.

IHSA Resources

IHSA will provide to managers these printed resources for schools' regular season competitions and the state series tournaments. They can be downloaded from the boys and/or girls golf websites. They are:

1. Pace of play script to be read on first tee.
2. Pace of play script to be read at each checkpoint.
3. Samples of scorecards and master schedule.
4. Pace of Play Policy for Players.



Pace of Play Policy

Let's cover the policy itself.

First let's begin with some definitions.

Out of Position: A group is considered out of position when they check into their checkpoint station using more than their allotted time and are more than 14 minutes behind the group in front of them.

Completed Hole: A hole is considered completed when the flagstick is put in the hole. So once the flagstick is put in the hole, the group behind them has 14 minutes to complete their hole if they are behind their allotted time.

Regain Position: When a group falls behind (regardless of the reason) they must regain their position. Once a group falls behind and is warned at their checkpoint that they are out of position, they must make the next checkpoint on time to regain their position. If they do, the players are not liable for a pace of play penalty. Time for ball searches, ruling and walking time is included in the allotted time.

Allotted Time: The time it takes to complete 18 holes at a pace set by the manager.

Coaches, all your players need to remember is that they must keep up with the group in front of them (no more than 14 minutes behind) and if they do, they will not have a pace of play issue or ever be out of position.

Out of Position

But what happens if they are out of position when they reach their checkpoint?

If any group, other than the lead group, is behind its expected time after completing one of the pre-selected checkpoint holes and more than 14 minutes behind the preceding group, those players will be subject to a possible penalty as determined by the tournament's Rules Committee. The lead group is considered out of position and subject to possible penalties if they are behind any of the checkpoint times as determined by the tournament manager. Groups that miss checkpoint times may be watched by members of the Rules Committee to gain information that can assist the committee with any rulings. A group may appeal the penalty in the scoring area before surrendering their scorecards. The committee may warn groups for missing a checkpoint time(s) or slow play, or they may assess one or two stroke penalties to the entire group or specific members of the group who have been deemed to cause the group to miss its checkpoint time(s) or play slow. Poor play, by itself, is not an acceptable reason for slow play. Players are responsible to themselves and their group for their group's pace of play.

One Slow Player

What happens if there is one slow player in the group who will not pick up the pace?

Before a player attests to his/her scorecard, a player who was out of position during the round may consult with the official who will determine if the player was delayed by another player in the group, delayed by circumstances beyond his/her control or the player was delayed by the rules committee.

When are these penalties assessed?

The penalties are applied at the scorer's tent before players sign their card. All questions about penalties must be resolved before the player submits the signed card to the committee.

Regular Season Shortcuts

- 1) A coach can meet the players at the checkpoint hole when the players approach it. In a dual match this can work with two coaches. The coach on 3 goes to 9 after the wave has gone through.
- 2) If a coach wants players to get use to the pace of play policy, he/she can leave a clipboard on the checkpoints and have players themselves check in.
- 3) Use a red or green dot on the scorecard to indicate if the group made it on time to their checkpoint or not.
- 4) Use a cell phone for the atomic clock.



Pace of Play Policy Player's Copy

The IHSAA pace of play policy leaves the responsibility for maintaining the pace of play where it belongs, with you, the player. If you are the first group in the field, play efficient golf. If you are in a following group, keep up with the group in front of you and you will not have a pace of play issue.

Scorecards will have the expected time your group is to complete each hole. If you fall behind, you are expected to play efficient golf and get back into position. This might mean playing ready golf or continuous putting which are both allowed in stroke play. If available, atomic clocks will be stationed on pre-selected holes giving you the opportunity to check on your pace throughout the course.

Checkpoints:

There may be an official present at the pre-selected holes with whom you can check on your pace. The hole is considered complete when the flagstick is returned to the hole. If you are OUT OF POSITION (behind your allotted time and more than 14 minutes behind the preceding group) after finishing the 9th or 18th hole everyone in the group may be assessed a potential pace of play penalty by the tournament's Rules or Games Committee. Pace of play penalties are to be added to the score on the 9th or 18th hole. A warning is not required before penalties for being out of position are applied. However, if a group receives a warning, no additional warnings will be made, and the group will be subject to penalties if they remain out of position.

Out of Position:

First Group Only: If any group, other than the lead group, is behind its expected time after completing one of the pre-selected checkpoint holes and more than 14 minutes behind the preceding group, those players will be subject to a possible penalty as determined by the tournament's Rules Committee. The lead group is considered out of position and subject to possible penalties if they are behind any of the checkpoint times as determined by the tournament manager. Groups that miss checkpoint times may be watched by members of the Rules Committee to gain information that can assist the committee with any rulings. A group may appeal the penalty in the scoring area before surrendering their scorecards. The committee may warn groups for missing a checkpoint time(s) or slow play, or they may assess one or two stroke penalties to the entire group or specific members of the group who have been deemed to cause the group to miss its checkpoint time(s) or play slow. Poor play, by itself, is not an acceptable reason for slow play. Players are responsible to themselves and their group for their group's pace of play.

A player concerned about a slow player(s) in his/her group should first speak with the player(s) and encourage them to play more efficiently. Then, the concerned player may, before or after penalties are assessed, ask to have the group monitored. The individual player does not have to be identified; the request just needs to be made. At some point during the stipulated round, the group will be monitored. If a player is identified as holding up the pace of the group, penalties may be applied to that player and rescinded from the others.

Appeal Process

Pace of Play penalties may be appealed to the Committee and must be made before scorecards are signed and returned. In order for an appeal to be considered, there must have been an action by the Committee, a circumstance beyond the player's control, or some similar occurrence that contributed to the delay, such as an action by individual member of the group. If a group received multiple penalties for exceeding the pace of play all penalties may be appealed, however, each appeal must be made and handled separately. Each appeal may result in a one-step reduction of a penalty (i.e. two strokes to one stroke then one stroke to no penalty).



IHSA STATE TOURNAMENT Practice Round Golf Cart Request Form

A golf cart may be reserved in advance by high school coaches with qualifying players participating in the boy or girls golf state finals. **A limited number of golf carts are available for the practice round only.**

Only high school coaches may rent or operate the golf cart.

Date _____

Boys _____ Class 1A _____ Class 2A _____ Class 3A _____

Girls _____ Class A _____ Class AA _____

Qualifying School (City/School) _____

School Fax Number _____

Head Coach's Name _____

Our school agrees to abide by the IHSA Golf Cart Policy and the local golf course rules.

Principal's Signature _____

Coach's Signature _____

Submit completed form, with your principal's signature, to your host golf course.

Boys:

Class 1A-Prairie Vista Golf Course.

Email Matt Kurtz at mkurtz@cityblm.org

Class 2A-Weibring Golf Club
at Illinois State University.

Email: webringgolfclub@ilstu.edu

Class 3A-The Den at Fox Creek Golf Course.

Email Mike Aslinger at maslinger@cityblm.org

Girls:

Class A-Red Tail Run Golf Course.

Email Ben Irwin at birwin@decparcs.com

Class AA-Hickory Point Golf Club.

Email Andy Potts at apotts@decparcs.com

Schools with incomplete forms will not be allowed a golf cart until the form is properly executed.



IHSA State Final Information - Boys Golf

Contacts	Position	Phone	Fax
Chris Schwarz	Assistant Executive Director, IHSA	309-663-6377	309-663-7479
Chris Schwarz	Class 1A State Final Management Contact	309-663-6377	309-663-7479
Tom Szymoniak	Class 2A State Final Management Contact	309-438-8912	309-438-3967
Matt Hoder	Class 3A State Final Manager	309-557-4402	309-557-4594
Nicolas Kearfott	Class 3A Co-Host Athletic Director	309-557-4570	309-557-4502
Wes Temples	Class 3A Co-Host Athletic Director	309-557-4976	309-557-4594
Matt Kurtz	Clubhouse Manager, Prairie Vista Golf Course	309-434-2217	309-434-2830
Mike Aslinger	Clubhouse Manager, The Den at Fox Creek Golf Course	309-434-2300	309-434-2249

Coaches Meeting

The coach representing each school's qualifying players at the State Final Tournament **MUST** attend a meeting with the IHSA Tournament Committee virtually prior to the first round of the competition. A complete list of the days/times for each meeting will be announced by the IHSA office. Tee times for Friday will be distributed at this meeting. Contestants will not be permitted to participate if their school representative does not properly check in with the tournament committee.

Thursday Practice Round

Participants are not required to participate in the practice round although they have been assigned a tee time. Refer to the pre-assigned times in the manual. Coaches can switch times with each other provided they use the proper confirmation form.

Green Fees

Member schools are responsible for their practice round green fees.

Driving Ranges

Range balls will be provided for all participants on Friday and Saturday.

Dress Code for Players and Coaches

Be reminded that no denim slacks or shorts are allowed. Also be reminded that the penalty for this is severe and the Rules committee is not given any flexibility in the Terms and Conditions. Please do not place these good people in a position to have to "make the call". **Coaches are included in the dress code.**

Visual Image

A professional photographer will take pictures. Those photos can be viewed and purchased online. Go to the IHSA website to access VIP Photo.

Housing

Multiple hotel properties have made rooms available to qualifying teams and individuals for the IHSA Boys' Golf State Finals. A list of all properties that have made rooms available for the weekend and their rates can be found by logging into the 'Case Situations' area of the IHSA Schools Center. This list will be posted there no later than October 7, 2024. Schools have until noon on October 10th to reserve their housing. After that deadline, rooms will be released to the general public. Schools with qualifiers could also contact other properties in Bloomington-Normal to secure housing for the state finals. Schools that have qualified a team should only request 5 rooms at one of the properties, and schools with individual qualifiers should only request 2 rooms. Schools having difficulty securing rooms should contact Matt Hawkins from the Bloomington-Normal Area Convention & Visitors Bureau at 309-665-0033.



2024-25 IHSA Boys Golf State Finals Thursday Practice Rounds

Pre-assigned Tee Times for Competing Schools

PRACTICE ROUNDS: Only players qualifying for the State Final will be allowed to play a practice round.

Tee times have been pre-assigned based on the geographic location of each sectional. The further a team must travel, the later the tee time assigned. In addition, each competing school has been assigned a tee time based on the results of their sectional. Tee times (for state final qualifying players only) will be made between the hours of 9:00 a.m. and noon on Thursday. Teams have been assigned one and a half tee times to accommodate 6 players.

Coaches can switch tee times with each other by mutual agreement and by completing the *tee time change request form*. The two (2) schools that are switching must each fax a copy of the request form to the golf course, in order to accommodate the switch. When both schools fax their forms to the course, then the switch is final.

Green fees for the practice round are the schools responsibility per player. IHSA will pay the greens fees for Friday and Saturday only.

Class 1A

Place

Tee Times

School

Teeing off at hole #1

1st place team from Bismarck (B.-Henning-Rossville-Alvin) Sectional	9:00/9:09	_____
2nd place team from Bismarck (B.-Henning-Rossville-Alvin) Sectional	9:18/9:27	_____
3rd place team from Bismarck (B.-Henning-Rossville-Alvin) Sectional	9:36/9:45	_____
1-3 individuals from Bismarck (B.-Henning-Rossville-Alvin) Sectional	9:54	_____
4-6 individuals from Bismarck (B.-Henning-Rossville-Alvin) Sectional	10:03	_____
7-10 individuals from Bismarck (B.-Henning-Rossville-Alvin) Sectional	10:12	_____

1st place team from Quincy (Notre Dame) Sectional	10:21/10:30	_____
2nd place team from Quincy (Notre Dame) Sectional	10:39/10:48	_____
3rd place team from Quincy (Notre Dame) Sectional	10:57/11:06	_____
1-3 individuals from Quincy (Notre Dame) Sectional	11:15	_____
4-6 individuals from Quincy (Notre Dame) Sectional	11:24	_____
7-10 individuals from Quincy (Notre Dame) Sectional	11:33	_____

Teeing off at hole #10

1st place team from Rockford (Lutheran) Sectional	9:00/9:09	_____
2nd place team from Rockford (Lutheran) Sectional	9:18/9:27	_____
3rd place team from Rockford (Lutheran) Sectional	9:36/9:45	_____
1-3 individuals from Rockford (Lutheran) Sectional	9:54	_____
4-6 individuals from Rockford (Lutheran) Sectional	10:03	_____
7-10 individuals from Rockford (Lutheran) Sectional	10:12	_____

1st place team from Zeigler (Z.-Royalton) Sectional	10:21/10:30	_____
2nd place team from Zeigler (Z.-Royalton) Sectional	10:39/10:48	_____
3rd place team from Zeigler (Z.-Royalton) Sectional	10:57/11:06	_____
1-3 individuals from Zeigler (Z.-Royalton) Sectional	11:15	_____
4-6 individuals from Zeigler (Z.-Royalton) Sectional	11:24	_____
7-10 individuals from Zeigler (Z.-Royalton) Sectional	11:33	_____



Class 2A

Place

Teeing off at hole #1

1st place team from Champaign (Centennial) Sectional	9:00/9:09	_____
2nd place team from Champaign (Centennial) Sectional	9:18/9:27	_____
3rd place team from Champaign (Centennial) Sectional	9:36/9:45	_____
1-3 individuals from Champaign (Centennial) Sectional	9:54	_____
4-6 individuals from Champaign (Centennial) Sectional	10:03	_____
7-10 individuals from Champaign (Centennial) Sectional	10:12	_____

1st place team from Lemont (H.S.) Sectional	10:21/10:30	_____
2nd place team from Lemont (H.S.) Sectional	10:39/10:48	_____
3rd place team from Lemont (H.S.) Sectional	10:57/11:06	_____
1-3 individuals from Lemont (H.S.) Sectional	11:15	_____
4-6 individuals from Lemont (H.S.) Sectional	11:24	_____
7-10 individuals from Lemont (H.S.) Sectional	11:33	_____

Teeing off at hole #10

1st place team from Maple Park (Kaneland) Sectional	9:00/9:09	_____
2nd place team from Maple Park (Kaneland) Sectional	9:18/9:27	_____
3rd place team from Maple Park (Kaneland) Sectional	9:36/9:45	_____
1-3 individuals from Maple Park (Kaneland) Sectional	9:54	_____
4-6 individuals from Maple Park (Kaneland) Sectional	10:03	_____
7-10 individuals from Maple Park (Kaneland) Sectional	10:12	_____

1st place team from Anna (A.-Jonesboro) Sectional	10:21/10:30	_____
2nd place team from Anna (A.-Jonesboro) Sectional	10:39/10:48	_____
3rd place team from Anna (A.-Jonesboro) Sectional	10:57/11:06	_____
1-3 individuals from Anna (A.-Jonesboro) Sectional	11:15	_____
4-6 individuals from Anna (A.-Jonesboro) Sectional	11:24	_____
7-10 individuals from Anna (A.-Jonesboro) Sectional	11:33	_____

Class 3A

Place

Teeing off at hole #1

1st place team from Decatur (MacArthur) Sectional	9:00/9:09	_____
2nd place team from Decatur (MacArthur) Sectional	9:18/9:27	_____
3rd place team from Decatur (MacArthur) Sectional	9:36/9:45	_____
1-3 individuals from Decatur (MacArthur) Sectional	9:54	_____
4-6 individuals from Decatur (MacArthur) Sectional	10:03	_____
7-10 individuals from Decatur (MacArthur) Sectional	10:12	_____

1st place team from Oswego (H.S.) Sectional	10:21/10:30	_____
2nd place team from Oswego (H.S.) Sectional	10:39/10:48	_____
3rd place team from Oswego (H.S.) Sectional	10:57/11:06	_____
1-3 individuals from Oswego (H.S.) Sectional	11:15	_____
4-6 individuals from Oswego (H.S.) Sectional	11:24	_____
7-10 individuals from Oswego (H.S.) Sectional	11:33	_____



Teeing off at hole #10

1st place team from Northbrook (Glenbrook North) Sectional	9:00/9:09	_____
2nd place team from Northbrook (Glenbrook North) Sectional	9:18/9:27	_____
3rd place team from Northbrook (Glenbrook North) Sectional	9:36/9:45	_____
1-3 individuals from Northbrook (Glenbrook North) Sectional	9:54	_____
4-6 individuals from Northbrook (Glenbrook North) Sectional	10:03	_____
7-10 individuals from Northbrook (Glenbrook North) Sectional	10:12	_____
1st place team from Algonquin (Jacobs)	10:21/10:30	_____
2nd place team from Algonquin (Jacobs)	10:39/10:48	_____
3rd place team from Algonquin (Jacobs)	10:57/11:06	_____
1-3 individuals from Algonquin (Jacobs)	11:15	_____
4-6 individuals from Algonquin (Jacobs)	11:24	_____
7-10 individuals from Algonquin (Jacobs)	11:33	_____



2024-25 State Final Information – Girls Golf A/AA

Contacts	Position	Phone
Stacey Lambert Brock Hopp	Assistant Executive Director, IHSA Administrative Assistant, IHSA	309-663-6377 309-663-6377
Red Tail Run Ben Irwin	Class A Tournament Site State Final Manager	217-422-2211
Hickory Point Andy Potts	Class AA Tournament Site State Finals Manager	217-421-7444

1) Course Information

Directions to Red Tail Run and Hickory Point

Directions to the course can be found on the girls golf page. www.ihsa.org

2) Results

Unofficial results from each sectional will be posted on the IHSA website. Please notify the IHSA of any corrections one day after your sectionals.

3) Schedule

Thursday Practice Round

Participants are not required to participate in the practice round. Schools are responsible for the cost of their practice round. IHSA pays for the Friday and Saturday greens fees. Each qualifying school has been assigned a practice tee time. Refer to the pre-assigned times in this manual. Coaches may switch times with each other provided they both agree to do so.

Green Fee

Green fees for the practice round at both Red Tail Run and Hickory Point are \$25.50. This includes range balls.

Golf Carts

For Thursday's practice round, golf carts will be available for schools that have team qualifiers. The cost of the golf cart is \$18.50.

Parents/Non-School Coaching Involvement

In accordance with IHSA Coaching by-laws, parents may not provide instruction, caddy, play with or be involved with the teams or individuals not only during the state series and the official IHSA practice round but also during the season.

Friday and Saturday Tee Times

Friday and Saturday tee times will begin at 8:30 a.m. Players will be paired according to the Terms and Conditions.

Golf Carts

For Friday and Saturday rounds, no golf carts will be available for schools or fans. A shuttle will be on site to shuttle people around the course and assist with special needs.

Saturday Pairings

Saturday tee times and pairings will be posted on the IHSA website following Friday competition. In addition, pairing sheets will be available at the clubhouse.

4) IHSA ScoreZone

Following the sectional championship and prior to the state finals, the IHSA will post the state final qualifiers and their tee times. During the tournament live scoring will be used providing ongoing results of all the teams and individuals for both the boys and girls state finals.

5) Personal Appearance

Dress Code

The IHSA Dress Code will be monitored on the 1st and 10th tee prior to players teeing off for both the practice round and the state finals. Players will not be allowed to tee off until they are in compliance with the Dress Code rules. We have requested that our regional and sectional managers monitor the dress code similarly.

6) Housing

All participating schools should arrange their own housing in Decatur.



IHSA Class A Girls Golf State Finals Thursday Practice Rounds

Pre-assigned Tee Times for Competing Schools

No need to call for tee times. Just show up. Each competing school has been assigned a tee time based on the results of their sectional. Tee times (for state final qualifying players only) will be made between the hours of 9:00 am and noon on Thursday. Teams have been assigned 1 and a half tee times to accommodate 6 players. Teams assigned to the earlier tee times please be sensitive to the later groups needing enough time to complete their practice round.

Coaches can switch tee times with each other by mutual agreement. Refer to the IHSA website, the forms section, for the **"Tee Time Change Request Form"**. The 2 schools that are switching must each fax a copy of the enclosed form to the golf course, in order to accommodate the switch.

Greens fees for the practice round are the schools responsibility. IHSA pays greens fees for Friday and Saturday.

Place	Tee Times	School
Teeing off at hole #1		
1st place team from Rochester Sectional	9:00/9:09	_____
2nd place team from Rochester Sectional	9:18/9:27	_____
3rd place team from Rochester Sectional	9:36/9:45	_____
1-3 individuals from Rochester Sectional	9:54	_____
4-6 individuals from Rochester Sectional	10:03	_____
7-10 individuals from Rochester Sectional	10:12	_____
1st place team from Effingham (H.S.) Sectional	10:21/10:30	_____
2nd place team from Effingham (H.S.) Sectional	10:39/10:48	_____
3rd place team from Effingham (H.S.) Sectional	10:57/11:06	_____
1-3 individuals from Effingham (H.S.) Sectional	11:15	_____
4-6 individuals from Effingham (H.S.) Sectional	11:24	_____
7-10 individuals from Effingham (H.S.) Sectional	11:33	_____
Teeing off at hole #10		
1st place team from El Paso (E.P.-Gridley) Sectional	9:00/9:09	_____
2nd place team from El Paso (E.P.-Gridley) Sectional	9:18/9:27	_____
3rd place team from El Paso (E.P.-Gridley) Sectional	9:36/9:45	_____
1-3 individuals from El Paso (E.P.-Gridley) Sectional	9:54	_____
4-6 individuals from El Paso (E.P.-Gridley) Sectional	10:03	_____
7-10 individuals from El Paso (E.P.-Gridley) Sectional	10:12	_____
1st place team from Byron Sectional	10:21/10:30	_____
2nd place team from Byron Sectional	10:39/10:48	_____
3rd place team from Byron Sectional	10:57/11:06	_____
1-3 individuals from Byron Sectional	11:15	_____
4-6 individuals from Byron Sectional	11:24	_____
7-10 individuals from Byron Sectional	11:33	_____



IHSA Class AA Girls Golf State Finals Thursday Practice Rounds

Pre-assigned Tee Times for Competing Schools

No need to call for tee times. Just show up. Each competing school has been assigned a tee time based on the results of their sectional. Tee times (for state final qualifying players only) will be made between the hours of 8:00 am and 2:00 p.m. on Thursday. Teams have been assigned 1 and a half tee times to accommodate 6 players. Teams assigned to the earlier tee times please be sensitive to the later groups needing enough time to complete their practice round.

Coaches can switch tee times with each other by mutual agreement. Refer to the IHSA website, the forms section, for the **"Tee Time Change Request Form"**. The 2 schools that are switching must each fax a copy of the enclosed form to the golf course, in order to accommodate the switch.

Greens fees for the practice round are the schools responsibility. IHSA pays greens fees for Friday and Saturday.

Place Teeing off at hole #1	Tee Times	School
1st place team from Washington Sectional	9:00/9:09	_____
2nd place team from Washington Sectional	9:18/9:27	_____
3rd place team from Washington Sectional	9:36/9:45	_____
1-3 individuals from Washington Sectional	9:54	_____
4-6 individuals from Washington Sectional	10:03	_____
7-10 individuals from Washington Sectional	10:12	_____
1st place team from Orland Park (Sandburg) Sectional	10:21/10:30	_____
2nd place team from Orland Park (Sandburg) Sectional	10:39/10:48	_____
3rd place team from Orland Park (Sandburg) Sectional	10:57/11:06	_____
1-3 individuals from Orland Park (Sandburg) Sectional	11:15	_____
4-6 individuals from Orland Park (Sandburg) Sectional	11:24	_____
7-10 individuals from Orland Park (Sandburg) Sectional	11:33	_____
Teeing off at hole #10		
1st place team from Barrington (H.S.) Sectional	9:00/9:09	_____
2nd place team from Barrington (H.S.) Sectional	9:18/9:27	_____
3rd place team from Barrington (H.S.) Sectional	9:36/9:45	_____
1-3 individuals from Barrington (H.S.) Sectional	9:54	_____
4-6 individuals from Barrington (H.S.) Sectional	10:03	_____
7-10 individuals from Barrington (H.S.) Sectional	10:12	_____
1st place team from Rockford (Boylan Catholic) Sectional	10:21/10:30	_____
2nd place team from Rockford (Boylan Catholic) Sectional	10:39/10:48	_____
3rd place team from Rockford (Boylan Catholic) Sectional	10:57/11:06	_____
1-3 individuals from Rockford (Boylan Catholic) Sectional	11:15	_____
4-6 individuals from Rockford (Boylan Catholic) Sectional	11:24	_____
7-10 individuals from Rockford (Boylan Catholic) Sectional	11:33	_____



2024 IHSA BOYS/GIRLS STATE FINALS PRACTICE ROUNDS

TEE-TIME CHANGE REQUEST FORM FROM:

_____ School Name

_____ Sectional you played in

WHO ARE YOU CHANGING TEE TIMES WITH

_____ School Name

_____ Sectional you played in

Your New Tee-Time(s) _____

Their New Tee-Time(s) _____

Comments:

THIS FORM MUST BE COMPLETED AND EMAILED BY BOTH PARTIES TO THE RESPECTIVE GOLF COURSE NO LATER THAN 6:00 PM WEDNESDAY, OCTOBER 9, 2024.

- Boys Class 1A Prairie Vista Golf Course
- Boys Class 2A Weibring Golf Club at Illinois State University
- Boys Class 3A The Den at Fox Creek Golf Course

- Email Matt Kurtz: mkurtz@cityblm.org
- Email: weibringgolfclub@ilstu.edu
- Email Mike Aslinger: maslinger@cityblm.org

- Girls Class A Red Tail Run Golf Course
- Girls Class AA Hickory Point Golf Course

- Email Ben Irwin: birwin@decparcs.com
- Email Andy Potts: apotts@decparcs.com

_____ Coaches Name (Please Print)



ADDITIONAL AWARDS ORDER FORM

- 1.) Please print and complete this form with Official Representative Signature.
2.) Please email completed form to Cheryl Lowery @ (clowery@ihsa.org).
3.) From this form, an invoice will be generated and emailed back to the school email address supplied.
4.) From the Invoice, mail invoice to the awards company with payment for awards

This form is to be used only if the school is purchasing awards for one of the following reasons (Check one)
Team Roster Exceeds the number allowed in the T&C's
Dual Campus
Broken-Replacement
Coop School
Lost-Replacement
State Awards: Music Sweepstakes
Sport or Activity: Year: Qty.: Place:
Gender: Girls Boys Co-Ed
Classification: 1A 2A 3A 4A 5A 6A 7A 8A No Classification
A AA MUSIC SWEEPSTAKES ONLY
Level of Competition: Regional Sectional Super-Sectional State
1-5 (\$6.00) 6-12 (\$9.00) 13-24 (\$12.00) 25-above (\$14.00)

Type of Award:
Team Plaque
Team Trophy
Medal/Medallion
Sweepstakes Medallion
Badminton Gold Shuttlecock and/or Riser
Laser Trophy Plate
Replacement Trophy Plate w/o lasering
Bat, Tennis, Golf Club Replacement
Ind. Event Medals (indicate Event name):
Ordered By (Print):
Job Title: Principal A.D. Off. Rep. Coach
School Name:
School Address:
City, Zip:
Phone Number:
Email Address:
Official Representative Name (Printed):
Official Representative Signature:



ADDITIONAL AWARDS ORDER FORM

Once this form is completed and returned to the IHSA, an invoice attached will be provided to the email provided.

Invoice must accompany payment! The awards company refers to the invoice to process awards orders. Duplicate/Replacement Awards will only be shipped to the school.

Duplicate Awards Orders must be approved by the School's Official Representative

Trophy Letters & Figurine Replacement: Schools who need replacement letters or figurine(s) for older model trophies, please contact A & M Products direct at 815-875-2667.

Contact A&M direct for pricing and availability: 2008-2017 Figure and Plate Replacement Pricing:

- Gold State Champion-top figure (#1)
• Gold State Champion-side figure (#1)
• Gold State Runner-up-top figure (#1)
• Gold State Runner-up-side figure (#1)
• Gold State 3rd/4th Place-top figure (#1)
• State 3rd/4th Place Gold-side figure (#2)
• Gold Girls Soccer-side figure 3rd/4th (#3)
• Gold Music Lyre-side figure 3rd (#3)

Pricing for Schools (INCLUDING MUSIC SWEEPSTAKES) Shipping not included:

Table with 3 columns: Finish, State Medallion, Reg./Sect Medal. Rows include Goldtone (1st), Nickel Silver (2nd), and Copper (3rd & 4th).

State Medallions and Reg./Sect. Medal Shipping Costs: 1-5 = \$6.00

- 6-12 = \$9.00
13-24 = \$12.00
25-above = \$14.00

Plaque/Trophy Pricing for Schools (Shipping included):

Table with 2 columns: Description, Price. Rows include Regional Champion Plaque (AM-260), Sectional and Super-Sectional Champion Plaque (AM-261), Third/Fourth place trophy (AM-558), and Champion/Runner-Up (AM-557/AM-557-1).

Plate Replacement Pricing:

Table with 2 columns: Description, Price. Rows include Plate Engraving charge for State Final Trophy, Replacement Black Plate for SF Trophy w/o lasering, and Bat, Tennis, Golf Club Replacement for All Figurines.

IHSA State Final Miniature Replica Trophy Order Form

Remit Payment payable to A&M Products with this completed order Form.

Price includes UPS shipping the total order to one address.

Trophy Dimensions: 11" High x 8" wide. White Lasered Acrylic sport inset, Lasered IHSA Seal & Sport Plate



Sport _____

School _____

Off. Rep./A.D. _____

Phone _____

Address _____

City/Zip _____

Email _____

Method of Payment: Check Number: _____ Purchase Order No. (if necessary): _____

Description	Gender (check one)			Place: Champion; Runner-up; Third; Fourth Place	Year Trophy Was Won	Class	Qty	Price per Item	Amount
	Girls	Boys	Coed						
11"x8" Walnut Trophy								\$75.00 ea.	
Number of Name Personalization's	Use Spaces Below for each name personalization								
								\$ 5.00 ea.	
	Order Total								

A&M Products

Contact: Andy Austin

Address: 575 Elm Place, P.O. Box 266

Princeton, IL 61356

Phone: (815) 875-2667

Fax: (815) 879-0400

Please make copies of the second page for additional personalization's.

IHSA State Final Miniature Replica Trophy Order Form

Remit Payment payable to A&M Products with this completed order Form.

Price includes UPS shipping the total order to one address.

Trophy Dimensions: 11" High x 8" wide. White Lasered Acrylic sport inset, Lasered IHSA Seal & Sport Plate



Name to Appear on Base Plate		
Name to Appear on Base Plate		
Name to Appear on Base Plate		
Name to Appear on Base Plate		
Name to Appear on Base Plate		
Name to Appear on Base Plate		
Name to Appear on Base Plate		
Name to Appear on Base Plate		
Name to Appear on Base Plate		
Name to Appear on Base Plate		
Name to Appear on Base Plate		

A&M Products

Contact: Andy Austin

Address: 575 Elm Place, P.O. Box 266

Princeton, IL 61356

Phone: (815) 875-2667

Fax: (815) 879-0400

Please make copies of the second page for additional personalization's.



Manager Information

2024-25 Academic School Year

Illinois High School Association



IHSA Golf Managers' Checklist

1. Pre-Tournament Manager

- Go to Schools Center and view/print each school's
- List of Participants in your tournament.
- Download iWanamaker to computer/tablet or another device
- Go to web site and print a hard copy of downloadable forms
- Date, time and number of players to golf course

- Correspondence to schools
- Practice round tee times, if available
- Awards
- Secure AED

2. Off-Course Manager

- Tournament Central
- Coaches' meeting
- Course communication
- Rules Committee Appointment
- Golf Coach for Rules Committee

3. Tournament Director

- Pairings (iWanamaker)
- Starter
- Scoresheets and scorecard preparation
- Player/Spectator Code of Conduct
- Remind coaches and players about use of measuring devices during play
- Local rules
- Course marking
- Hole locations and tees
- Awards
- Results to IHSA and next level manager
- Financial Report completed

IHSA Golf Managers Guide

Communication

Once the host school is made aware of the schools assigned to his/her tournament, an information sheet should be sent to each school. The sheet should provide information on pairings, greens fees, course availability for practice rounds, player responsibility, food service, directions, starting times, name of committee members, local rules, method of settling disputes, what to do in case of rain, responsibility of players and coaches, who to call with questions or in case of weather delays.

Rules of Play

The USGA Rules of golf will be used in addition to any local rules and the IHSA Terms and Conditions. "Summer" rules will be played during the entire state series unless local rules committees determine conditions dictate an alternative course of action. In addition, the rules committee will determine pairing format based on the provisions of the Terms and Conditions.

Rules/Games Committee

The manager shall appoint a committee of at least 3 coaches from participating schools in addition to him/herself. This committee has the authority to resolve any situations that arise during the tournament. The decision of the committee is final and once the awards are presented, the tournament results shall stand.

List of Participants

Each competing school has been directed to complete their form through the Schools Center. The school will indicate which six golfers shall be competing in that tournament. For regional pairings, this report shall be used to place competitors in their group. Managers will be able to view rosters through their Schools Center page. Host schools should access the school center using their password and ID number, then scroll down to Tournament Management and select List of Participants. Substitutions for teams advancing can be made to the Sectional manager.

Pairings

Pairings shall be broken down according to the Terms and Conditions. Players should be grouped into threesomes or foursomes depending on the number of entries, with an emphasis on threesomes. A pairings program that can be used to assist with planning is available on-line through the boys' and girls' golf pages at www.ihsa.org. The program is user-friendly and requires minimal inputting of information by managers, who will need to review the pairings for accuracy. For Wave pairings at the regional level and the second day of the state finals, if two or more teams with the same scores are tied, the following criteria will be used by managers to put those tied schools into the correct Wave grouping:

**I. Regional: random selection****II. Day 2 of the State Finals:**

- 5th player score (a team without a 5th player will lose to a team with a 5th player)
- 6th player score (a team without a 6th player will lose to a team with a 6th player)
- Random selection

In sectionals, pairings for the wave will be made based on the place the team finishes in their respective regional tournament.

For the first day of the state finals, pairings for the wave will be made based on the place the team finishes in their respective sectional tournament.

Managers will then use the information from the program to set up the actual pairings in iWanamaker, the official scoring and pairing platform for all IHSA state series events.

Starting Times

Starting times for regional or sectional play will be made by the local manager. IHSA recommends a 9:00 starting time with tee times every 9 minutes. Refer to the Terms and Conditions for the order of play. Be certain to check the relationship of the starting time so that players having finished the front nine will not be backed up waiting for the tenth tee to clear. If this does occur, then alternate between players just starting and the players coming through who have finished 9 holes.

Managers: Use the gross score sheet to place the players, according to their averages, in groups prior to making your pairings.

Shotgun Start

In the event weather causes a manager to use a shotgun start during the state series, 'wave' groupings shall still be used. Managers should keep the groupings together as originally planned, using the following guidelines:

- For speed of play, par 3's should have the fewest groups on a tee.
- For speed of play, par 5's should have the most groups on a tee.

Spectators

Spectators are welcome at the tournament. The local rules committee or tournament host can help identify areas that are best for fans and players' enjoyment. A Spectator Code of Conduct is also available to be downloaded, printed, and distributed to all tournament spectators.

Preparing the Course

The local manager should talk to the golf course professional about hole locations, tee markers and local rules. Prior to the tournament, inform competing schools how the course will be set up.

A. Hole locations

All hole locations shall be consistent with USGA guidelines. Use good judgment in deciding what is fair and fun for the players. You do not need to be looking for tricky hole locations. Make sure that the hole is located no less than 5 paces from the edge of the green.

B. Tee Markers

Make sure that tee markers are easily identified and that there is no confusion as to what tees are being used. The tee markers used should be the same for the entire round. Make sure that the location of the markers creates a reasonable distance for high school players.

C. Local Rules

Local rules are designed to make sure the course condition is fair. This may mean that winter rules are necessary. Unusual situations or abnormal conditions may require the committee to create local rules. Refer to IHSA website and/or this manual for those in effect.

Checkpoint Script

Managers will need to go to the IHSA website page for boys golf or girls golf to access the link to the Checkpoint Script. (www.ihsa.org).

Processing the Scores

All scores will be reviewed and processed using iWanamaker. Managers can then use that information to post scores at the course, if the manager desires doing so.

IHSA Awards

All awards are shipped directly to the school from our manufacturer by UPS. They should arrive 2 weeks prior to the tournament. It is likely that some awards will be in more than one box. Open all the awards and check them over the same day they arrive. If they are not in good condition, please call the IHSA and ask to speak to Kraig Garber or Cheryl Lowery.

Winner Report

The host school will report the results to the IHSA via the School Center on the web site. Host schools should access the Schools Center using their password and ID number, then scroll down to Tournament Management and select Winner Report. Follow the easy online instructions.

Financial Report

The Financial Report can be found on the web (www.ihsa.org). Managers should access the school center using their password and ID number, then scroll down to Tournament Management and select Financial Report. Download and complete the form and fax it to the IHSA office. Refer to the terms and conditions for financial arrangements.



2024-25 Schools'/Managers' Illustrations

IHSA Boys and Girls Golf

Note: *The following illustrations should be used by IHSA regional/sectional managers and participating schools in the application of tournament rules. These illustrations are not intended to be an all-inclusive list, but rather ones aimed at addressing some of the more common situations faced.*

VII. Tournament Rules – Suspension/Cancellation of Play

Guidelines on Whether to Cancel Round

- Q: In stroke play, under what circumstances should a Committee cancel a round?
- A: There is no hard and fast rule. The proper action depends on the circumstances in each case and must be left to the judgment of the Committee.

In stroke play, if all the area around the hole contains casual water, the course should be considered unplayable, and the Committee should suspend play under [USGA Committee Procedures 6E](#).

Generally, a round should be canceled only in a case where it would be grossly unfair not to cancel it. For example, if some competitors begin a round under extremely adverse weather conditions, conditions subsequently worsen and further play that day is impossible, it would be unfair to the competitors who started not to cancel the round.

Should play be suspended, [USGA Committee Procedures 6E](#) provides direction for resumption of play procedures that managers should follow.

IX. Awards – Individual Ties

- Q: At the end of the two days of play at the state finals, competitors A, B, C, and D are tied for the championship at 146. E and F are tied at 147, and six additional competitors are tied at 148. What are the playoff procedures and to whom are the medallions awarded?
- A: Competitors A, B, C, and D will proceed to the first hole for a playoff to determine the first place winner. On hole #1, competitor A has a six, and B, C, and D tie at four. B, C, and D play hole #2, where B and C score four and D scores a three. The playoff is decided. D will be awarded the first place medallion and A, B, and C will receive second place awards. E and F will not play and both will be awarded fifth place medallions. The six competitors who are tied for seventh place shall each be awarded seventh place medallions. The same procedure will be followed at the Regional and Sectional.

Affirmative Action - IHSA Policy 30

(The following illustrations can also be found in the 2024-25 IHSA Handbook in the Policy section of that manual)

Boys on Girls Team

- Q: Is there any state series in which a boy may compete in the girl's tournament?
- A: No. A member school will not be permitted to enter a boy in an IHSA girls' state tournament series in any sport.

Girls on Boys Team

- Q: Can a girl participate on a boys' team if she was not a member of the boys' team during the school year?
- A: No.
- Q: Can a girl, who has participated on the boys' team during the regular season, compete in the boys' state series instead of the girls' state series?
- A: Yes. If a member school offers a boys' team but no girls' team in a sport in which the IHSA sponsors both a boys and girls state tournament series, and in which students may compete for individual honors, the school will be permitted to enter a girl in the boys state tournament series provided she has participated on the boys' team in that sport during the regular season.
- Q: Can a girl who has participated on the boys' team during the regular season, opt to compete in the girls' state series instead?
- A: Yes. The school may elect to enter the girl to compete for individual honors in the IHSA girls' state tournament series in that sport. However, a school will not be permitted to enter a girl in both the IHSA boys' and girls' state tournament series in that sport.

Split Seasons

- Q: Can a girl who is participating on the boys' team during the regular season also compete in a girls' meet or contest?
- A: No. By competing in a girls' meet or contest, that school has established a girls' season and, therefore, she would no longer be eligible to compete on the boys' team.
- Q: If a member school offers both a boys' team and a girls' team in the same sport but in different seasons, can the girl participate on the boys' team?
- A: No. That school will be permitted to enter a girl in the IHSA girls' state tournament series only in that sport, even though the boys' and girls' tournaments may occur in different seasons.

Lack of Either Program

- Q: If a member school does not offer a boys' team or a girls' team in a sport in which the IHSA sponsors both a boys' and a girls' state tournament series, can the school enter a girl in the boys' state series?
- A: No. The school will be permitted to enter a girl in the girls' state tournament series only.



- Q: If a member school offers a girls' team but no boys' team in a sport in which the IHSA sponsors both a boys' and a girls' state tournament series, can the school enter a girl in the boys' state series?
- A: No. The school will be permitted to enter a girl in the girls' state tournament series only.

Regular Season Participation Limits

- Q: During the regular season, does the IHSA Sex Equity Policy apply?
- A: During the regular season, local school districts will need to make that determination based on the Illinois Sex Equity Policy and Title IX. The IHSA Policy applies to the IHSA state series only.
- Q: Can a girl who has entered in the girls' state series, but is participating on a boys' team during the regular season, play in the girl's conference championship?
- A: Maybe. Once a girl participates in a girl's contest, the school has established a girls' season, and therefore, she must cease participation with the boys' team. If the conference meet is the last meet she will play in before the girls' state series, then she could participate in the conference meet and any other girl's contests before the state series.
- Q: Can a girl who competes in the girls' season, participate in a practice with the boys' team if both the boys' and girls' seasons are the same?
- A: Yes, provided both programs are in the same season. If the programs are in different seasons, as in tennis, swimming, soccer, volleyball, and gymnastics, then a girl may not practice with the boy's team.

Multiple School Golf Interpretations

- If there are 4 or more schools playing in a non-conference golf tournament held during a day when one of the competing schools is in session, that school could only play in the event if the school's players teed off after 1:00 p.m.
- If there are 4 or more schools playing in a conference golf tournament held during a school day, that tournament can begin as early as 8:00.
- If a team wants to practice for the regional or sectional tournament at the regional or sectional site during a school day, then they can begin no earlier than 15 minutes after the host school is normally out of school.
- If a team wants to practice for the regional or sectional tournament at the regional or sectional site during a school day, but their school is not in session, they can practice at their regional or sectional site anytime that day.

Accommodations Requests

Each school seeking an accommodation for a player outside of USGA rules or those rules/policies set forth in the School Manual should complete the *IHSA Accommodations Request Form* and submit it to the IHSA office for review.

Motorized Golf Cart Request for Fans

Regular motorized golf carts will not be provided to spectators (including club members) at the IHSA State Final Tournament, regardless of availability at the site or condition of the spectator. The IHSA follows the USGA policy in that it makes transport

units available at the state final course during the competition on a first come, first served basis. Offering to take the "disabled" person to a couple of selected spots on the course to view play as it comes through that area is acceptable and should be encouraged. No one will be shuttled to view play hole by hole, regardless of their condition or relationship to a player in the event.

If someone inquires prior to or at the event as to whether they may bring their own motorized wheelchair or similar transport unit, that would be acceptable provided the spectator stays within the designated paths.

Interpretations

1. The IHSA Golf Terms and Conditions allows students to use cell phones for scoring during interscholastic events. All IHSA state series events will use iWanamaker for scoring, and students are allowed to use their phones to record scores. Other uses of cell phones are still prohibited. In the event of an on-course emergency, students may use their cell phone to get necessary assistance. In those cases, the local rules committee retains the right to waive any penalty that otherwise, would have been assessed under USGA rule 4.3a. If it is determined a cell phone was used for an un-authorized purpose, players will be penalized 2-strokes for a first infraction, and any subsequent infraction will result in disqualification of the player from the state series competition.

2. Schools are reminded that by-law 2.060 addresses the time when they can begin golf practices at state series sites. Schools can begin practice sessions at state series golf sites 15 minutes after the host school's dismissal time, unless the member school who wishes to practice at a state series is not in session on a given day. In those cases, schools can practice at a state series site at any time since those students are not missing any school time.

- Q: During a high school match, a brief downpour hit the course. The players continued play since there was no lightning or thunder. During the round, a player's mother brought out to the course an umbrella and rain jacket. She gave her son the items, and the player took the umbrella and put it over his bag while he hit his shot to the green. The rain stopped minutes later. Upon completion of the round, the issue was raised as whether the mother, who handed the umbrella to her son, was an outside agency and, if so, had she influenced the round.
- A: An umbrella is not considered equipment of the player until he is carrying it. The fact that the player's mother brought him the umbrella is fine, just as it would have been okay for a coach to take all of his/her players an umbrella when the rain started. As a result, this is not a rules infraction.



IHSA Dress Code Illustrations

All players and coaches participating in the IHSA State series must observe the dress code. This dress code also is in effect for the practice round of the state finals. Players in violation will not be allowed to tee off. The games committee has the authority to review questionable attire.

Acceptable Participant Attire

- Hats or visors must be worn with brim forward
- Women's golf fashion shirts without collar are acceptable but must have sleeves or with collar can be sleeveless.
- All shorts must be no more than 5 inches above the knee, or the inseam of the shorts must measure at least 5 inches. Skirts or skorts designed for golf that are no more than five inches above the knee. Slacks and shorts must be hemmed at the bottom.
- Turtlenecks

Prohibited Attire

- Tank tops and T-shirts
- Shirts with offensive language or pictures
- Shirts or hats with any alcohol, tobacco, or drug references
- Slacks or shorts with holes, tears and/or frayed ends.
- Blue denim shorts, short shorts, cut-offs shorts, gym shorts or jeans.
- Cutoffs

If during the round, a player who began in compliance goes out of compliance with the dress code, she/he must get back into compliance in order to continue play.



Score Reporting Procedure (Recommended)

Before the Round

- 1) Each player in a group will be assigned by the committee to serve as a marker for another player in his/her group.
- 2) Players in groups more than 2 cannot serve as markers for the person serving as their marker.
- 3) Players should make sure they have downloaded the IHSA golf app to their phones.

During the Round

- 1) Players are responsible for their hole-by-hole score.
- 2) Although each player will serve as a marker for another player in his/her group, he/she should monitor the score of all the members in their group, including their own score.
- 3) Each member of the group should announce his/her score on a hole to his/her playing competitors before exiting the putting green on a given hole.
- 4) If there are scoring discrepancies for a given hole, the players should discuss and attempt to resolve those prior to teeing off on the next hole.

After the Round

- 1) Players are responsible for their hole-by-hole score.
- 2) The Head Scorer of the scoring area shall read an opening statement prior to the recording of scores.
- 3) Markers shall review the hole-by-hole score with their group upon completion of the round.
- 4) If, after going through each hole, the card is determined to be correct, the player shall attest their score, either in writing (if traditional scorecard is used) or by affirming those through a scoring app. No alteration may be made on a scorecard after the player has returned it to the committee.
- 5) If there is a dispute on a score for the hole, the committee shall resolve it using any available witnesses, including the group, before allowing the card to be signed.
- 6) The above process shall then be repeated for the rest of the group.
- 7) After a card has been attested, a final total for the player will be calculated and reviewed.

Notes

- 1) A player's card shall be considered final once he/she releases the card to the committee.
- 2) All results are considered final and subject to no further review once they have been verified by the IHSA not later than 24 hours after the completion of each state series tournament.



Scoring Statement

Congratulations on completing today's round in the IHSAA (tournament level). In a few moments we're going to go over the hole-by-hole scores for the competitor you were assigned. When we're finished, we'll ask you to sign that card, which you'll need to do before leaving this scoring area. **Once you release the card to the committee, your scores will be considered official so if you have any questions while we are verifying your group's scores, please speak up.** We'd rather take a few extra moments now than have to disqualify someone later. So, while we know you may be in a hurry to get through with this, we need your cooperation and attention for the next couple of minutes.

At this time, please make sure you accurately put a score down in the app for each hole for the player you were assigned...

(After making sure everyone has done so, begin by announcing the name of the first competitor)

I'm now going to ask (1st Competitor) of _____ High School to come forward. Please review the hole-by-hole scores entered for you today. If you agree with those, please attest to them.

(Repeat for each competitor.) (**NOTE:** The rules committee is responsible for adding the scores/verifying they add up correctly.)



IHSAA Golf – Local Rule Adoptions for 2024 (quick reference guide)

This guide features the most common situations a player will face on the golf course. It includes a simplified explanation for interpreting rules that can be confusing or difficult when a player is on the golf course. Keep a copy of this quick reference in golf bag.

Areas of the Course

There are five areas of the course. Important to know where you are to get the correct ruling:

1. The teeing area (this is specific to the two-club length rectangular area from the tee markers in which you are playing from to start the hole)
2. Bunkers
3. Penalty Areas
4. Putting Green
5. The general area (covers the entire area of the course except the areas listed above)

DIAGRAM 2.2: DEFINED AREAS OF THE COURSE



Penalty Areas (Yellow or Red)

If a player's ball is in a penalty area, including when it is known or virtually certain to be in a penalty area even though not found, the player has these options.

- **Play the ball as it lies.** The player may choose to play the ball as it lies. The player may ground his/her club, take practice swings, and remove loose impediments in the penalty area – **NO PENALTY**
- (1) **Stroke-and-Distance Relief.** The player may play the original ball or another ball from where the previous stroke was made – **STROKE AND DISTANCE**
- (2) **Back-On-the-Line Relief.** The player may drop the original ball or another ball in a relief area that is based on a reference line going straight back from the hole through the estimated point where the original ball last crossed the edge of the penalty area - **ADD 1 STROKE PENALTY**
- (3) **Lateral Relief (Only for Red Penalty Area).** When the ball last crossed the edge of a red penalty area, the player may drop the original ball or another ball in this lateral relief area - **ADD 1 STROKE PENALTY**

DIAGRAM #1 17.1d: RELIEF FOR BALL IN YELLOW PENALTY AREA

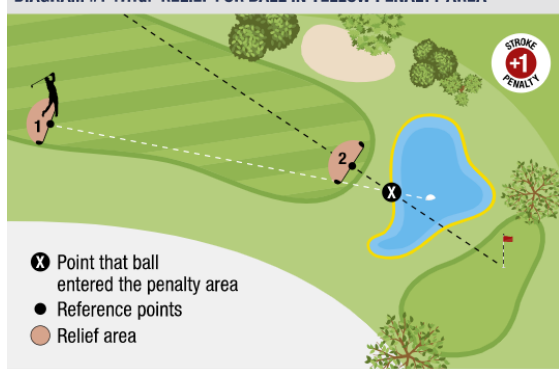
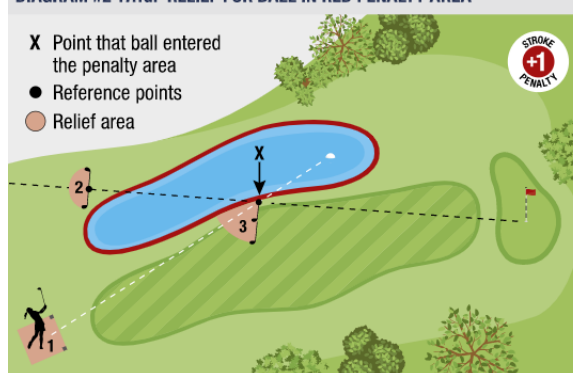


DIAGRAM #2 17.1d: RELIEF FOR BALL IN RED PENALTY AREA



Lost Ball / Out of Bounds / Provisional Ball

Lost Ball (Stroke and distance penalty)

- A player has **3 minutes** to search for a Lost Ball. If not found within **3 minutes**
- Return and play another ball from the spot where the previous stroke was played... **STROKE AND DISTANCE.**

Out of Bounds (Stroke and distance penalty)

- Return and play another ball from the spot where the previous stroke was played... **STROKE AND DISTANCE.**

Provisional Ball (Stroke and distance penalty)

- May only be played if the player believes the original ball is lost or out of bounds.
- The player must announce a provisional is being played.
- If the original ball is found or is determined it is in a penalty area, the player **MUST** abandon the provisional ball and proceed under penalty area options.

Unplayable Ball

A player is the only person who may decide to treat his or her ball as unplayable by taking relief. Unplayable ball relief is allowed anywhere on the course, except in a penalty area. A player may take unplayable ball relief using options 1, 2 or 3. There is one additional option when taking unplayable ball relief in a bunker.

- (1) **Stroke-and-Distance Relief.** The player may play the original ball or another ball from where the previous stroke was made – **STROKE AND DISTANCE**
- (2) **Back-On-the-Line Relief.** The player may drop the original ball or another ball in a relief area that is based on a reference line going straight back from the hole through the spot of the original ball - **ADD 1 STROKE PENALTY**
- (3) **Lateral Relief.** A player may drop a ball in a designated two club relief area from the spot of the original ball - **ADD 1 STROKE PENALTY**
- (4) **Bunker Only –** The Player may take back-on-the-line relief outside the bunker based on the reference link going straight back from the hole through the spot of the original ball - **ADD 2 STROKE PENALTY**

DIAGRAM 19.2: RELIEF OPTIONS FOR BALL UNPLAYABLE IN GENERAL AREA

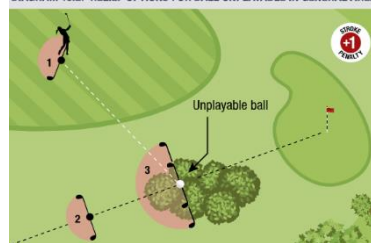
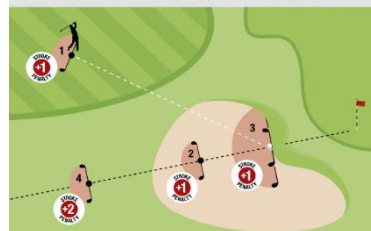


DIAGRAM 19.3: RELIEF OPTIONS FOR BALL UNPLAYABLE IN BUNKER



OTHER SITUATIONS

Dropping the ball

- When dropping the ball, a player must drop the ball at knee height.
- If dropped incorrectly and before playing the next stroke, a player may re-drop (to drop in the right way) with no penalty.

Free Relief Situations A golfer is allowed a free drop, within the designated relief area:

- The ball comes to rest on or in an abnormal course condition or the player is standing on or in an abnormal course condition or the abnormal course condition interferes with the player's area of intended swing. (**Examples include: cart paths, any immovable obstruction, temporary water, or GUR**)
- A staked tree interferes with the lie of the ball, player's stance, or area of intended swing.
- The ball becomes embedded in its own pitch-mark anywhere within the general area. A ball must be dropped in a designated relief area right behind where the ball is embedded. (The General Area includes fairways and rough)
- The ball comes to rest on the wrong putting green.
- A golfer is in any kind of life-threatening situation (i.e. snakes, alligators, wild dogs...)

No Relief Situations The golfer must play the ball as it lies ...or take a penalty stroke for an unplayable lie when:

- The ball lies next to a fence, wall or stake that defines the out-of-bounds area.
- The ball lies next to trees or bushes that inhibit golfer's swing.

Other Situations

- A golfer knocks ball off tee at address...**NO PENALTY** (ball not in play).
- A golfer is allowed to remove a **RED** or **YELLOW** stake that impairs the swing or stance, provided the golfer does not move the ball.
- If the ball lands on an opposite tee box, a player **MUST** play the ball as it lies...**NO PENALTY**.
- When the ball is overhanging the hole, a player is allowed reasonable time to reach the hole and then up to 10 seconds to determine if the ball is at rest before marking the ball or tapping in.
- If a ball lands on a divot or in a divot hole, the player must play the ball as it lies.
- If a player hits the ball of another golfer (the wrong ball), that player must correct his mistake by going back and playing his ball from the correct location, adding a **2 STROKE PENALTY**.

Player's Responsibilities for an IHSA State Series Tournament

1. Know the USGA Rules of Golf and proper etiquette. Keep a current USGA Rule Book in your golf bag. Players should also be familiar with the local rules of the regional, sectional or state final course.
2. Players should check in with the starter approximately 15 minutes early and appear promptly when announced, ready to play.
3. Players should check their scorecard for hole by hole accuracy before attesting and signing. In accordance with USGA Rule 3.3b, a player is only responsible for his/her hole by hole score.
4. Players are responsible to make sure that a fully completed, attested scorecard is given to the scorekeeper as soon as possible.
5. Players should play as quickly as possible and without undue delay between shots, green and tees.
6. Players should keep up with the group ahead of them.
7. Players should play only if they are prepared to play the game and series to its full conclusions.
8. Players should know and abide by the IHSA Player Code of Conduct.



IHSA Golf – Local Rule Adoptions for 2024

(Developed in consultation with the Chicago District Golf Association)
Relief for Abnormal Course Conditions (specifically, Ground Under Repair)

This section is designed to provide Tournament Managers with guidance for how to address what the USGA Rules of Golf call ‘Abnormal Course Conditions’ at a Regional or Sectional Tournament. Specifically, this section is addressing how managers are to address ‘rough’ golf course conditions, the type typically associated with ‘browned out’, dirt patches, or other terrain troubles that make playing from certain areas of a golf course not reasonable. Generally, these areas are considered and marked as areas of ‘ground under repair’, but sometimes the affected areas are so great in size and number that marking them over an eighteen-hole course is impractical. When this type of condition exists, the local rules committee can adopt a Local Rule that would provide players free relief from the abnormal course condition. And while the need to invoke this free relief occurs only in the rarest of circumstances, it’s important to explain to managers, coaches, and players what the proper procedure is to follow when taking relief. Couple that need with the recent USGA and R&A revision to the rules of golf, and a review of that proper procedure is warranted.

The Rules of Golf provide Local Rules Committees with model rules that can be used and/or tailored when deciding such a rule is warranted. The use of this Local Rule outside the fairway in the general area is not recommended as it may result in a player receiving free relief from areas where a ball might otherwise be unplayable (such as in areas of bushes or trees). *If a course is in such a condition, the Tournament Manager must contact the IHSA prior to implementing a local rule that would provide relief outside an area cut to fairway height or lower in the general area of the course.*

The Local Rules Committee does not implement this Local Rule once play has begun for a stroke-play round. Doing so would allow players who have more holes to play the advantage of using it for a longer period of time. The Local Rule could be implemented once a match has begun between the play of two holes as opponents have an equal benefit.

Guidelines for creating a Local Rule

Model Local Rule E-3

“When a player’s ball lies in a part of the general area cut to fairway height or less [or identify a specific area such as ‘on the fairway of the 6th hole’], the player may take free relief once by placing the original ball or another ball in and playing it from this relief area:

- **Reference Point:** Spot of the original ball.
- **Size of Relief Area Measured from Reference Point:** [Specify size of relief area, such as one club-length, one scorecard length or 6 inches] from the reference point, but with these limits:
- **Limits on Location of Relief Area:**
 - Must not be nearer the hole than the reference point, and
 - Must be in the general area.

In proceeding under this Local Rule, the player must choose a spot to place the ball and use the procedures for replacing a ball under Rules 14.2b(2) and 14.2e.

The Penalty for Playing Ball from a Wrong Place in Breach of Local Rule: General Penalty Under Rule 14.7a.

Applying these guidelines could result in Local Rule such as this:

When a player’s ball lies in a part of the general area cut to fairway height or less on the 4th, 7th, 8th, 12, 13th, 16th, and 18th holes, the player may take free relief once by placing the original ball or another ball in and playing it from an area not nearer the hole and in the general area of the fairway height location within one-club length of the reference point (i.e., the spot of the original ball). Refer to USGA Rules 14.2b(2) and 14.2c for clarification on how to replace a ball.



Player Conduct

The IHSA expects players in its meets to demonstrate proper etiquette at all times during play, including during the state series. While the Rules provide a Committee with a means of disqualifying a player for a serious breach of etiquette and the code of conduct allows coaches to penalize players, it should be noted that imposing such a penalty is a serious matter and truly requires a “pattern of behavior” on the part of a player.

Most conduct related issues at IHSA meets relate to players that allow their emotions to get the best of them resulting in outbursts of emotion and/or profanity, throwing a club, banging equipment, etc., and are not generally directed at a committee member, club employee/member or another player. Additionally, players need to be mindful of their actions on the course, so they avoid disconcerting, intimidating, or bothering others. In some cases, conduct related issues can arise in a practice round.

The following are specific issues related to player conduct that coaches/players must be familiar with:

- The Rules Committee, the Games Committee, and coaches have full authority to deal with conduct related issues at IHSA state series events.
- In cases where the player loses his/her temper and is acting badly, the authority should approach the player and ask him to regain his/her composure. It is not necessary to follow up with IHSA on incidents of this type unless the player is disqualified for unsportsmanlike conduct.
- In cases where the player’s behavior escalates to a point where the player damages the golf course (or golf course property, e.g., a tee-marker) or results in a verbal confrontation with a committee member or club employee/member, the authority must approach the player, ask him/her to regain his/her composure and advise him/her that another similar episode will result in their withdrawal from the round.
- In a case where the player’s behavior is so egregious that immediate disqualification may be warranted, the IHSA must be contacted via special report. In such cases the student will be suspended from his/her school’s next contest per by-law 6.011.
- In all cases when a player is reported to the IHSA, the report will be followed up on by the administrator in charge of the boys or girls program. Additionally, the Athletic Director of the disqualified player must be notified no later than the next day. It is the school’s responsibility to impose the penalty associated with the by-law violation.



Boys and Girls Golf Participant Code of Conduct

I. Rationale

Unlike many sports, golf is played without the supervision of a referee or umpire. The rules of golf anticipate honesty by competitors. Rule 1.2 specifies that players shall, “act with integrity, show(ing) consideration for others, take(ing) good care of the course.” All players should conduct themselves in a disciplined manner, demonstrating courtesy and sportsmanship at all times, irrespective of how competitive they may be. In particular, players need to be mindful of their actions on the course so they avoid disconcerting, intimidating, or bothering others. This is the spirit of the game of golf.

If individuals consistently disregard the spirit of the game during a round of golf or over a period of time to the detriment of others, the rules and games committee will take the appropriate action against the offending spectator, player or school representative. The code of conduct is designed to protect the interest of the majority of the golfers who wish to play within the spirit of the game, within the rules of golf. As a result, players are subject to this policy and responsible for their conduct from the times they step on a golf course property until the time they leave the property. In case of a serious breach of etiquette during the state tournament, a player may be disqualified or a non-player may be removed from the course during the practice round and/or one or both days of the tournament.

II. Policy and Penalties

1. For willful acts of defacing the golf course, club throwing or breaking, or abusive language, a player will be assessed a 2 stroke penalty for unsporting conduct.
2. For a second occurrence of unsporting conduct in the same day – the player will be disqualified and ejected for the day. Head Coach must submit a “Special Report” to the IHSA. A link to the form can be found in the IHSA Schools Center.
3. For a third occurrence of unsporting conduct any time during the tournament day or days or a single act of gross misconduct, a disqualification from the contest will result and in accordance with IHSA by-laws, will be ineligible for the next interscholastic contest at that level. Head Coach must submit a “Special Report” to the IHSA. A link to the form can be found in the IHSA Schools Center.

III. Reporting Procedures

A. **Games Committee**

At the State Finals, a Games Committee will be appointed to oversee the code of conduct for spectators and participants. Coaches will report on the scorecard, code violations and alert the rules committee of the violation.

B. **Procedures for Reporting a Code Violation**

It is the responsibility of all coaches of participating schools to monitor player conduct. Any coach who personally observes a code of conduct violation may invoke a code of conduct penalty. The coach will give notice to the offending player, assess the code of conduct penalty on the scorecard and follow up with a written notification of the incident to the rules committee. Players and coaches will not have the right to appeal to the games committee for the first penalty levied.

Players and coaches will be allowed to appeal the second offense by submitting in writing an inquiry concerning the penalty. The inquiry must be submitted by the end of the same day of the incident. The coach and player appealing the second penalty will provide an explanation of the incident to the games committee. The decision of the committee is final.



Player Information Sheet

This high school event is tobacco and nicotine free.

Scoring Procedures

- Although each player will serve as a marker for another player in his/her group, a player should keep score for each member of his/her group, including their own score.
- Each member of the group should announce his/her score on a hole to his/her playing competitors before exiting the putting green on a given hole.
- If there are scoring discrepancies for a given hole, the players should discuss those prior to teeing off on the next hole
- Players are responsible for their hole by hole score.
- Markers shall review the hole by hole score with their player upon completion of the round.
- After reviewing the hole by hole scores, the player and his/her marker shall sign the scorecard and turn it into the committee.

Pace of Play

- Each player is responsible for maintaining the pace of play for the group. Individuals who are determined to be playing slow may be penalized in accordance with the IHSAA Pace of Play Policy.
- If there is a lost ball, the player who lost the ball shall announce the time of the search for the ball and be responsible for timing the search. A maximum of 3-minutes is allowed for the search.
- If a lost ball cannot be found and a player had not hit a provisional ball, he/she must return to the location of their previous shot to play again.
- Players should be prepared to hit when it is their turn.
- Coaches may speak to/coach their players anywhere on the course except the putting green. Once a player steps on a putting green, his/her/their coaches must cease their communication with their players and cannot resume coaching until the group has completed play on the green and all players have left the putting complex.
- Players will be responsible for Pace of Play Policy violations if their coach(es) delay play.

Bad Weather and Safety

- If lightning is observed or thunder heard by any member of the group, play should be suspended IMMEDIATELY, and players should find a safe location.
- If the committee suspends play, players should also find a safe location to wait out the delay.

Advice

- Volunteers, spotters, and/or fans may not provide advice or rulings.
- Coaches may coach players anywhere except the putting green (see above).
- Spectators are welcome on the course but must stay in the rough, on the cart path, or 15 yards from play.
- Spectators may assist in looking for lost golf balls, but they should NOT touch any ball or provide advice to any player.

GUIDE FOR COACHING ON THE COURSE DURING THE HIGH SCHOOL GOLF SEASON

DISTANCE MEASURE DEVICES

The IHSA has adopted a local rule to allow the use of any distance-measuring devices (DMD's) during the state series. Member schools are free to also utilize this local rule during regular season events. However, during the regular or post-season, the DMD must not be used for any purposes that are prohibited by USGA Rule 4.3a, including but not limited to:

- measuring elevation changes
- interpreting distance or directional information (such as using a device to get a recommended line of play or club selection based on the location of the player's ball)

Players are prohibited from playing music with/without headphones, making or receiving calls or texts on a cell phone, using artificial devices or any other unusual equipment that might assist a player in making a stroke. Players found using any of the afore-mentioned devices or equipment will be penalized in accordance with USGA rules.

Should a player be found using a device in breach of Rule 4.3a, the penalty is a loss of hole in match play or a two-stroke penalty in stroke play for the first time the player breaches Rule 4.3a. Subsequent breaches of the rule will result in similar, additional penalties for the player in either format.

The IHSA continues to recommend that individuals wishing to use DMD's use only those that only measure point to point distances and don't contain any additional features that can assist a player in making a stroke. In applying this local rule, players are reminded of their responsibility to protect the field so if a player has concerns about an opponent's DMD, he/she should immediately raise those concerns with the player in question, his/her coach and the rules committee for the event. It will then be the rules committee's responsibility to determine the facts of the matter and take any necessary action.

As a final reminder, player can share distance information with fellow competitors and not be in breach of any USGA or IHSA tournament rules. Sharing distance information is NOT considered giving advice. School administrators or coaches with additional questions should contact Chris Schwarz (cschwarz@ihsa.org) or Stacey Lambert (slambert@ihsa.org).

ON-COURSE COACHING

The IHSA is using the implementation of coaches coaching on the course to reiterate that the IHSA expects all coaches to be on the course supervising their players at all times. This is for the safety of the players, insuring that sportsmanship is exhibited at all times and the monitoring of the pace of play. This should be followed throughout the season and not just in the state series.

Coaches MAY:

- during a round, talk with a player on any hole until the player steps on the putting complex.
- give advice to their player on matters such as club selection, wind direction, stance, grip, hole strategy, shot suggestions, distance to the hole, rules swing adjustments, mental adjustments, etc.
- help their player with alignment except when the player's ball lies on the putting surface.
- talk to players about rules options when asked by the player(s) for advice.
- provide support to help their player's mental game.
- answer public knowledge information (such as yardage to a location) to all players in the group when asked to do so.
- help all players look for a lost ball.
- hold an umbrella, towel, wind shirt, snacks, etc. in accordance with USGA rules.
- inform spectators to remain at least 15 yards away from the players.
- use a cell phone to call the golf shop in order to contact the staff or tournament management in the case of an emergency.
- speak with one of his/her own players regarding a violation the coach believes he/she has observed in order to act in the best interest of the player and the tournament field.

Coaches MAY NOT:

- enter a hazard to help their player other than to help their player look for their ball.
- provide advice to their player once the player steps on the putting surface.
- read putts for the player at any time.
- except for public information, offer advice to players other than the players from the coach's school.
- caddy for their player or stand behind a player (i.e., position himself "on or close to an extension of the line of play or line of putt behind the ball") during a player's stroke.
- keep an official score card for their player. It is the duty of every player to record scores of his/her playing competitor(s).



- provide a ride or seating on the cart for their player or for any spectator if the coach is allowed to have a cart at a state series event.
- confront a player from an opposing school on the course, in any manner, regarding a rule violation a coach believes he/she observed. The coach should report the potential rule violation to the Rules Committee, and the Committee should address the player before the player's card is officially returned to the Committee.

GENERAL INFORMATION FOR GOLF COACHES & MATCH/TOURNAMENT HOSTS

- Each team is permitted to have two (2) coaches on the course if the coaches, paid or volunteer, are in compliance with IHSA By-law 2.070. College students, former players, or other "occasional coaches" are not approved to be on the course during regular season or post-season competitions. For the state series, each coach must be listed on the school's List of Participants. During the state series, coaches should be issued some type of 'credential' for identification purposes.
- Coaches should provide as much support as possible during practice and let the players play the game themselves during competitions. It's appropriate to walk with players and calm them down or encourage them. Over-coaching has never been a good practice.
- The intent of the coaching on the course rule is to allow coaches to support their players. Golf is a game of honesty, integrity, and honor. Coaches must observe the same rules of the game and honor the privilege of coaching on the course.
- The Pace of Play policy found in the IHSA School and Manager Manual shall be in effect during the state series. Do not let your coaching interfere with the group's pace of play or your player may be penalized according to the policy.
- A COACH, COACHING ON THE COURSE, IS RESPONSIBLE FOR MAINTAINING THE PACE OF PLAY IN THE PAIRING IN WHICH HE/SHE IS COACHING.
- A coach is allowed, but not required, to answer questions if any player asks about a specific rules question. However, specific rules questions are best referred to the Rules Committee. If a question arises, it may be best for a player to play a second ball (Rule 20.1c) and get an official ruling from the Rules Committee before the player's score card is returned to the Rules Committee. An incorrect ruling by the coach will not be corrected, and the player who incorrectly uses information from a non-tournament official will be penalized accordingly.
- The Committee may receive information from a spectator if it is believed a lower score has been recorded for a hole. If any doubt arises as to the correctness of a card, the Committee should consult with the competitor and also take into account the testimony of other witnesses, including the other players in the group. If the evidence indicates that the recorded score for the hole was lower than actually taken, and the player has signed and submitted the score card to the scorer's area, the Committee should disqualify the player. Otherwise, no penalty should be applied.
- In order to prevent questions about any on-course ruling, the match/tournament organizer should identify a Rules Committee PRIOR to the start of any match/tournament. The Committee cannot waive a rule of golf, and the decision of the Committee is final.



Coaches Conduct

During all interscholastic contests, including the IHSAA state series, the IHSAA expects coaches to demonstrate proper etiquette at all times during play. The Rules provide a Committee with a means of disqualifying a coach and essentially an individual/team for a serious breach of etiquette. It should be noted that imposing such a penalty is a serious matter and truly requires a “pattern of behavior” on the part of the coach.

Most conduct-related issues at interscholastic contests involving coaches tend to revolve around situations where coaches allow their emotions to get the best of them. When this happens, misconduct like outbursts of emotion, use of profanity, arguing with a Rules or Games Committee member about a decision, displaying poor etiquette toward other players, coaches, and/or fans, or obvious violations of IHSAA By-Laws or Terms and Conditions occur. In some cases, conduct-related issues can arise in a practice round.

The following are specific issues related to coaches’ conduct that coaches must be familiar with:

- The rules committee/coaches have full authority to deal with conduct related issues.
- In cases where the coach loses his/her temper and is acting badly, the authority should approach the coach and ask him/her to regain his/her composure. It is not necessary to follow up with the IHSAA on incidents of this type unless the coach is removed for unsportsmanlike conduct.
- In cases where the coach’s behavior escalates to the point where the coach damages the golf course (or golf course property, e.g., a tee-marker) or is in a verbal confrontation with a committee member, club employee/member, tournament manager, the authority must approach the coach ask him/her to regain his/her composure and advise him/her that another similar episode will result in their removal from the round.
- In a case where the coach’s behavior is so egregious that immediate disqualification may be warranted, the IHSAA must be contacted via special report. In such cases the coach will be suspended from his/her school’s next contest per by-law 6.012.
- In all cases when a coach is reported to the IHSAA, the report will be followed up on by the administrator in charge of the boys or girls program. Additionally, the Athletic Director of the disqualified coach must be notified no later than the next day. It is the school’s responsibility to impose the penalty associated with the by-law violation.

I. Rationale

Unlike many sports, golf is played without the supervision of a referee or umpire. The game relies on the integrity of the individual to show consideration for other coaches and players and to abide by the rules. All coaches should conduct themselves in a disciplined manner, always demonstrating courtesy and sportsmanship, irrespective of how competitive they may be. This is the spirit of the game of golf.

If individuals consistently disregard the spirit of the game during a round of golf or over a period of time to the detriment of others, the rules and games committee will take the appropriate action against the offending spectator, player, coach, or school representative. The code of conduct is designed to protect the interest of the majority of the golfers who wish to play within the spirit of the game, within the rules of golf. In case of a serious breach of etiquette during the state tournament, a coach may be disqualified, or a non-player may be removed from the course during the practice round and/or one or both days of the tournament.

II. Policy and Penalties

1. For willful acts of defacing the golf course, club throwing or breaking, or abusive language, a team will be assessed a 2-stroke penalty to the team or individual they represent for the unsporting conduct of a coach.
2. For a second occurrence of unsporting conduct in the same day – the coach will be ejected for the day. The tournament manager must submit a “Special Report” to the IHSAA. A link to the form can be found in the IHSAA Schools Center. Per IHSAA by-law 6.012 any coach ejected from a contest for unsportsmanlike conduct shall be ineligible for the next interscholastic contest at that level and all other interscholastic contests at any level in the interim.

III. Reporting Procedures

A. Games Committee

At the State Finals, a Games Committee will be appointed to oversee the code of conduct for coaches, spectators and participants. Coaches will report on the scorecard, code violations and alert the rules committee of the violation.

B. Procedures for Reporting a Code Violation

It is the responsibility of all coaches of participating schools to monitor coach conduct. Any coach who personally observes a code of conduct violation may request the Games Committee. The Committee will give notice to the offending coach, assess the code of conduct penalty on the scorecard and follow up with a written notification of the incident to the rule’s committee/ tournament manager. Players and coaches will not have the right to appeal to the games committee for the first penalty levied. Coaches will be allowed to appeal the second offense by submitting in writing an inquiry concerning the penalty. The inquiry must be submitted by the end of the same day of the incident. The coach appealing the second penalty will provide an explanation of the incident to the games committee. The decision of the committee is final.



Boys and Girls Golf Spectator Code of Conduct

I. Rationale

Unlike many sports, golf is played without the supervision of a referee or umpire. The game relies on the integrity of the individual to show consideration for other players and to abide by the rules. All spectators should conduct themselves in a disciplined manner, demonstrating courtesy and sportsmanship at all times. This is the spirit of the game of golf and the IHSAA.

If individuals consistently disregard the spirit of the game during a round of golf or over a period of time to the detriment of others, the Games Committee will take the appropriate action against the offending spectator. The code of conduct is designed to protect the interest of the majority of the participants who wish to support the spirit of the game, the rules of golf and the IHSAA. The code of conduct applies to the practice round, one or both days of a tournament.

II. Policy

- A) Spectators shall remain on cart paths or in the rough approximately 15 yards from the players at all times including the practice areas which include the driving range, putting green and chipping area. Spectators are not to be on the tee box or green at any time during the round.
- B) There can be no communication between players and spectators that could be deemed advice* of any nature for the duration of the event.
- C) All school personnel and fans with the exception of the school designated coach(es) are considered spectators.
- D) The use of tobacco, liquid nicotine or mood-altering substances on the course or within the tournament property is prohibited during the school competition.
- E) Uninvited interference with the rules committee before, during or after making a ruling is prohibited.
- F) The use of motorized carts by able-bodied spectators is not allowed.

Penalties

- A) First offense - Warning to the spectator
- B) Second offense - Spectator will be removed from the course for the remainder of the day
- C) Third offense – Spectator will be removed from the course for the remainder of the competition.
- D) A single flagrant gross act of misconduct or a serious breach of etiquette before, during or after a round - Spectator will be removed from the course for the remainder of the competition.

Penalties become immediate and are in effect for the entire regional, sectional and/or state final tournaments. Regionals, sectionals, and the state finals are considered separate tournaments.

III. Reporting Procedures

A. Games Committee

At the State Finals, a Games Committee will be appointed to oversee the code of conduct for spectators and players. Coaches will report, in writing, code violations to the games committee.

B. Procedure for Reporting a Code Violation

It is the responsibility of all coaches of participating schools to monitor conduct. Any coach or rules committee person or tournament personnel who personally observes a spectator code of conduct violation should contact the games committee or Tournament Management. Notice will be given to the offending spectator and the games committee will note the violation.

Only member schools may appeal a code violation to the games committee.

*USGA: Advice is any verbal comment or action (such as showing what club was just used to make a stroke) that is intended to influence a player in choosing a club, making a stroke, or deciding how to play during a hole or round.

(Information on rules, distance, or matters of public information, such as hazards or the flagstick on the putting green, is not advice.)



Boys and Girls Golf Spectator Behavior

Background:

Over the past decade, high school golf in Illinois has become a more attended sporting activity. Possibly, the increase in the number of junior tournaments and satellite tours have helped spur the interest of parents, grandparents, other family members, and classmates in attending high school golf events to support their favorite participants. Having increased attendance is welcomed by event organizers, like high schools and the IHSAA, and undoubtedly enjoyed by participants.

High school golf, though, is different from junior events and satellite tours. Like other high school athletic and activity events, high school programs are considered education-based, which implies that school personnel are working with young people in a setting that focuses more on participation and enjoyment of the activity than the outcome of a given performance. When the outcome of the performance becomes the primary focus, the value of the activity can easily be lost. In all education-based programs, like high school golf, the role of the spectator should be one of encouragement. As attendance at high school golf events has risen, so, too, has the 'involvement' of spectators, generally parents, during play. This increased involvement has, in some cases, negatively impacted the ability of the local high school coach to positively influence his/her players and created unnecessary situations on the course or scoring areas at high school events.

For years, the IHSAA has made available to schools and the public a "Spectator Code of Conduct" that has outlined basic expectations for fans who attend high school golf events in Illinois. While the policy seemingly provides clear guidelines to fans, the IHSAA Golf Advisory Committee commissioned the creation of this document to offer a 'deeper dive' into the allowable types of behaviors fans can demonstrate at high school golf events.

A look at the rules of Golf

All high school golf events in Illinois follow United States Golf Association (USGA) rules. USGA Rule 10.2a addresses 'advice', and this is the key rule that fans need to be aware of when they attend a high school golf event. According to the USGA, advice is any verbal comment or action (such as showing what club was just used to make a stroke) that is intended to influence a player in choosing a club, making a stroke, or deciding how to play during a hole or round. In high school golf in Illinois, high school coaches are the only individuals who have been granted the authority to coach players during a round (in other words, "offer advice"), which is why the IHSAA's Spectator Code of Conduct Policy stipulates, "There can be no communication between players and spectators that could be deemed advice of any nature for the duration of (the event)." Refraining, then, from making advice-like comments to a player has become the challenge for spectators, and for event organizers/rules committees, who are increasingly finding themselves trying to determine whether a spectator has offered advice during an event. The penalty for receiving 'illegal' advice is two strokes for a player, which is significant. The IHSAA's Policy first warns an offender for this behavior but subsequently ejects the spectator for a repeated offense, which is also significant. As the USGA's definition points out, advice can be more than offering suggestions for the execution of a shot; it can also include making suggestions regarding rules and their application. Spectators who offer advice of any kind, no matter how well-intentioned their motives may be, are putting their player and themselves at unnecessary risk.

Golf is a unique (and challenging) game where participants can only rely on their execution and performance for their finish in an event, while acting as officials of sorts for themselves and other competitors in their group. And for high school students who are still learning about themselves as people and golfers, accepting that level of responsibility and dealing with the adversity that can occur during a round of golf, competitive or friendly, is hard, and watching someone you know struggle can also be hard, which may be the root of this increased type of behavior by spectators. From a golfer's perspective, a poor (whatever that may mean to the individual) performance is only a failure if the player doesn't learn from the experience and allowing players to struggle/lose/'fail' is perhaps the hardest lesson for spectators to learn.



Acceptable Spectator Behaviors

- Clapping for a player after a good/great shot
- Cheering for a player after a good/great shot
- Assisting in the search for a lost ball
- Offering encouragement to players like:
 - “Hang in there”
 - “You’re okay”
 - “It’s alright”
 - “No problem...you’ve done this before.”
 - “Relax”
 - “Stay confident”
- Asking if a player needs any food/drink during a round
- Asking a player if he/she needs an umbrella or protective clothes when weather is inclement

NOTE: *A school may ask/request/tell spectators that they do not want/allow spectators to interact at all with players during a high school golf event. This is a local determination, and if made, should be followed, and respected by the spectators from that school, even though doing the highlighted items is not violating IHSA Policy.*

Other Considerations

When examining USGA rules and the IHSA Spectator Code of Conduct Policy, a few items jump out. First, both groups welcome spectator attendance at events. For too long, golfers played in anonymity, and having spectators does add to the experience. However, the most important thing for spectators to do is to stay out of the way, letting players play, letting coaches coach, and letting event organizers run the event according to the rules of competition for the event.

The IHSA Policy also does not allow for spectators to rent or use motorized carts during state series (regional, sectional, state finals) tournaments. The IHSA realizes this is not the approach that spectators likely encounter at regular season high school events, junior tournaments, or satellite tour competitions. The IHSA has set that policy after many discussions over the years with its membership. Generally, IHSA state series events are large in number, larger than other events, and it’s not realistic to think that all spectators who want a cart would be able to rent one. Additionally, even elite events restrict the number of carts on courses so as not to hinder the pace or integrity of play. The IHSA would encourage spectators who wish to follow specific players to stay in front of, not behind, the players. Staying a shot ahead helps the pace of play for all players. Staying even or behind players ultimately slows down play for following groups.



IHSA Golf Cart Policy

I. Statement of Rationale

The IHSA has developed a policy that would provide an equitable way to address the needs of competitors, coaches, tournament personnel, and spectators. The policy is designed to accommodate the unique situations of a disabled parent of a player in the tournament, a disabled spectator, and disabled participant. It remains sensitive to the safety and liability concerns along with maintaining the integrity of the competition by reducing the chances of spectator interference.

II. Definition

Disability: IHSA recognizes and adopts the definition of disability as provided within the Americans with Disabilities Act. The IHSA will not discriminate against students with disabilities on the basis of disability in its services, programs, or activities.

III. Policy

A) Participants

Student-athletes may not use caddies, motorized golf carts, or motorized pull carts during the state series unless an individual is permanently disabled.

B) Permanently Disabled Student-Athlete

A written request for accommodation from a member school principal must be submitted to the IHSA when requesting the use of a motorized golf cart for a student-athlete. Golf carts are not to interfere with play and must adhere to tournament policies. If approved the player shall ride with an approved adult and not drive the cart.

C) Spectator Golf Cart Use for Regionals and Sectionals

Cart availability during regional and sectional tournament will be determined by the tournament manager and golf course. Golf carts are not to interfere with the integrity of play and must adhere to all tournament and local golf course policies.

D) State Final Practice Round

- 1) Golf carts will not be available for spectators at the state final; instead, a shuttle will be available to transport spectators to pre-determined viewing sites at each state final's venue. A wristband will be provided to handicap spectators who will be given priority on the shuttle.
- 2) **State Tournament Practice Round - Golf Cart Policy**
Student-athletes and spectators may not rent a golf cart for the Thursday practice round at the state tournament. Coaches from each competing school with a team or individual in the state finals will be allowed to rent one cart per school during the practice round. Only two (2) people may ride in the cart at one time. The cart is rented at the expense of the school. Golf carts may be requested in advance on a first-come, first-serve basis. Once the golf carts are rented out, no additional carts will be available.
- 3) **School Team Request for a Practice Round Golf Cart – Procedure**
 - a. School personnel from state final qualifying teams must submit the name of the adult school representative that will be responsible for a cart. Requests should be submitted in advance of the tournament, for approval by the IHSA.
 - b. Once approved, the golf cart will be issued to the person designated by the school.
 - c. The school designee shall check in at the pro shop to rent the cart.
 - d. The school is responsible for the rental fee at that time.
 - e. The carts will be issued on a first-come, first-serve basis. Once the fleet of golf carts are rented, no additional carts will be brought in.
 - f. Personal carts are not allowed.

E) State Finals

At the state finals, schools who qualify a team or multiple individuals may rent one cart at the school's expense for use by the school's head coach, provided enough carts are available and ground conditions allow for such use.



TOURNAMENT MANAGERS: This form must be completed to order the ties awarded earned during your Regional/Sectional Tournament.

PLEASE COMPLETE AND FAX THIS DO DOCUMENT AT THE CONCLUSION OF YOUR TOURNAMENT SO MEDALIST DON'T HAVE TO WAIT LONG FOR THEIR AWARD (S).

Please return UNUSED TOURNAMENT medals to A & M Products, 575 Elm Place, Princeton, IL 61356

Tournament Location: _____ Competition Level: _____ Reg _____ Sect _____
Sport/Activity: _____ Gender (check one) [] Girls. [] Boys [] Co-ed
Tournament Manager's Name: _____
Tournament Manager's Phone Number: _____
Tournament Manager's Email Address: _____
Classification (check one): 1A [] 2A [] 3A [] 4A [] 5A [] 6A [] 7A [] 8A [] Unclassified []

A&M Products will mail orders for "Ties" directly to the School(s) indicated below.

TEAM PLAQUE

Place: _____ Recipient Town: _____
School (Must supply both): _____

Individual Event Medal Tie Requests

(*Pole Vault, Discus, Diving, 100 yd. Butterfly, Singles, Doubles, 102 lb.; Speech: IE, etc.)

Recipient Town & School: _____
Name of Recipient: _____ Place: _____
Event Name*: _____
Recipient Town & School: _____
Name of Recipient: _____ Place: _____
Event Name*: _____
Recipient Town & School: _____
Name of Recipient: _____ Place: _____
Event Name*: _____
Recipient Town & School: _____
Name of Recipient: _____ Place: _____
Event Name*: _____

Fax (815) 879-0400 or email (OfficeAssistant@aandmproducts.com) this completed form



State Series Awards Delivery Information For Tournament Managers

1. Tournament Plaques/Trophies/Medallions will be shipped to the school sites directly from A & M Products via United Parcel Service. Please inform whoever receives your UPS deliveries to expect awards to arrive up to two weeks prior to the tournament and ask them to deliver the awards to you upon receipt. This is key in case we need to replace any damaged awards prior to your tournament.

STATE SERIES AWARDS WILL BE MARKED WITH A LIME GREEN LABEL SAYING "OPEN IMMEDIATELY"



UPON ARRIVAL – Please OPEN and INSPECT the awards upon arrival. Contact Andy Austin IMMEDIATELY (aaustinaandmproducts.com) for awards damage. Most awards can be replaced prior to the level of competition, if inspected upon arrival. A&M will submit a "damages claim" against the shipping company and cannot do so if the school waits months to make a claim after the tournament for a replacement. Any claims due to damages after the tournament will result in the school being billed for the replacement.

2. Be advised that **IHSA Tournament**, medals and plaques may be shipped separately and may not arrive at your tournament site on the same day. Please open boxes immediately to check contents, as medals **CAN** be in plaque boxes. **NOTE:** There are no medals given at Regional and/or Sectional Levels in the team sports of baseball, basketball, competitive cheerleading, football, soccer, softball and volleyball, and in the activities of Drama/Group Interpretation and scholastic bowl.
3. It is very likely that some awards (particularly trophies) will arrive in two or more boxes. They may not arrive on the same day but should be opened as they arrive.

Our awards supplier, A and M Products of Princeton, IL, often ships Regional and/or Sectional medals in the box with the plaque. **PLEASE CHECK THE PLAQUE BOXES CAREFULLY AND DO NOT DISCARD THEM UNTIL YOU HAVE DETERMINED THE MEDALS ARE NOT THERE!!**

4. Please check all trophies, plaques, etc.,
 - (1) Good condition and not damaged in any way.
 - (2) Awards are engraved with the proper sport, tournament level, year, etc.
 - (3) No missing medals/places

State Final Tournaments, medallions and trophies may be shipped separately and may not arrive at your tournament site on the same day. Please open boxes immediately to check contents, as medallions can be in trophy boxes.



General Information

2024-25 Academic School Year

Illinois High School Association

Emergency Action Plan (EAP)

In accordance with By-law 2.150, a school shall have on file for each student that participates (including practice) in interscholastic athletics a certificate of physical fitness issued by a licensed physician, physician's assistant or nurse practitioner as set forth in the Illinois State Statutes not more than 395 days preceding any date of participation in any such practice, contest or activity. As this By-law addresses pre-participation certification only, there is not a guideline or By-law in place to address release to interscholastic activity following an injury, with the exception of head injury/concussion. With the understanding that schools throughout the state have different needs and services available to them, this document was produced to provide guidelines on an athlete's return to activity following an injury.

Each school should have a written Emergency Action Plan (EAP) in place to address medical emergencies among athletes, staff, officials, and spectators, regardless of severity, occurring during a practice or competition. The plan should also address severe weather, fire, electrical failure, bomb threat, criminal behavior, or other possible emergencies. This plan should be developed to address the unique needs of the individual sport and venue.

EAP's should consist of the following components:

- Personnel
- Communication
- Equipment
- Emergency Medical Care
- Player Medical Information
- Game-day Responsibilities (includes appropriate sideline preparedness)
- Catastrophic Incident Plan

While each school's sports medicine/medical service needs and availability are different, guidelines should also be developed to assist the coaching staff on what injuries should be allowed to return to competition without a medical release. It is not practical to identify every situation or injury; however the following guidelines should assist the school/coaching staff on determining if the athlete should be allowed to return to activity without a release.

1. No swelling or deformity.
2. No headache, nausea, blurred vision, tingling, numbness or sensory changes.
3. Symmetrical (equal to the other side) joint range on motion and strength.
4. Ability to bear weight, without a limp, if injury occurs to the lower body.
5. Ability to complete full functional sporting activities without compensation.

Please remember that the majority of high school athletes are a minor. If there is a question as to their injury and ability to participate, the parents/guardian should be consulted.

Athletes that are unable to meet the above criteria should be encouraged to seek medical treatment prior to return to inter-scholastic activity. Those athletes that seek medical treatment should be required to provide a written medical release indicating their ability to participate. Without obtaining this release, the school may assume legal liability if the athlete is allowed to participate in activities not permitted by their medical provider.

A proper plan establishes accountability, should be comprehensive, yet flexible, practical, and easily understood. The written EAP must be revised, approved, distributed, and should be rehearsed regularly prior to every athletic season. The athletic department, administration, and sports medicine team share the responsibility to establish, practice, and execute the EAP.

A sample venue-specific is included as a part of this document, which was developed from portions of the third and fourth editions of National Federation of State High School Associations Sports Medicine Handbook. Persons interested in purchasing this handbook can do so at the following location: <http://www.nfhs.org/resources/publications/>



VENUE-SPECIFIC ACTION PLAN

VENUE

Sport: []
Location: []

EMERGENCY PERSONNEL

Present: []
On-Call: []

EMERGENCY EQUIPMENT LOCATION ON-SITE

Nearest AED: []
First Aid Kit: []
Items for proper care of blood-borne pathogens: []
Ice or chemical ice packs, water and towels: []
Player Medical Information: []
Other equipment as deemed necessary by local circumstances and qualifications of available personnel: []

COMMUNICATION

Access to 911: []
Access to on-call emergency medical personnel: []

ROLE OF FIRST ON THE SCENE:

- 1. Control scene (gain access to athlete)
2. Initial assessment (to determine breathing, consciousness, pulse status)
3. Detailed assessment (to determine extent of injury/illness)
4. Send designated coach to summon help if needed:
a. EMS: Call 911
b. Athletic Trainer: Call Athletic Training Room or Cell: []
5. Initiate immediate care to the sick or injured athlete

EMS ACCESS:

If EMS is called provide directions/access to scene

Directions to site/location: []

Open access gates

Designate individual to meet EMS at entrance



Sports Medicine

IHSA Protocol for Implementation of NFHS Sports Playing Rule for Concussions

“Any athlete who exhibits signs, symptoms, or behaviors consistent with a concussion (such as loss of consciousness, headache, dizziness, confusion, or balance problems) shall be immediately removed from the contest and shall not return to play until cleared by an appropriate health care professional.”

The above language, which first appeared in all National Federation sports rule books for the 2010-11 school term, reflects a strengthening of rules regarding the safety of athletes suspected of having a concussion, but not a revision in primary responsibilities in these areas. Previous rules required officials to remove any athlete from play who was “unconscious or apparently unconscious.” This revised language reflects an increasing focus on safety, given that the vast majority of concussions do not involve a loss of consciousness. However, the revised language does not create a duty that officials are expected to perform a medical diagnosis. The change in rule simply calls for officials to be cognizant of athletes who display signs, symptoms, or behaviors of a concussion from the lists below and remove them from play.

NOTE: The persons who should be alert for such signs, symptoms, or behaviors consistent with a concussion in an athlete include appropriate healthcare professionals, coaches, officials, parents, teammates, and, if conscious, the athlete him/herself.

Definition of a Concussion

A concussion is a traumatic brain injury that interferes with normal brain function. An athlete does not have to lose consciousness (be “knocked out”) to have suffered a concussion.

Behavior or signs observed indicative of a possible concussion

- Loss of consciousness
- Appears dazed or stunned
- Appears confused
- Forgets plays
- Unsure of game, score, or opponent
- Moves clumsily
- Answers questions slowly
- Shows behavior or personality changes
- Can’t recall events prior to or after the injury

Symptoms reported by a player indicative of a possible concussion

- Headache
- Nausea
- Balance problems or dizziness
- Double or fuzzy vision
- Sensitivity to light or noise
- Feeling sluggish
- Feeling foggy or groggy
- Concentration or memory problems
- Confusion

This protocol is intended to provide the mechanics to follow during the course of contests/matches/events when an athlete sustains an apparent concussion. For the purposes of this policy, appropriate health care professionals are defined as: physicians licensed to practice medicine in all its branches in Illinois and certified athletic trainers.

1. During the pre-game conference of coaches and officials, the official shall remind the head coaches that a school-approved appropriate health care professional (who meets the description above) will need to clear for return to play any athlete removed from a contest for an apparent head injury.
2. The officials will have no role in determining concussion other than the obvious situation where a player is unconscious or apparently unconscious as is provided for under the previous rule. Officials will merely point out to a coach that a player is apparently injured and advise the coach that the player should be examined by the school-approved health care provider.
3. If it is confirmed by the school’s approved health care professional that the student did not sustain a concussion, the head coach may so advise the officials during an appropriate stoppage of play and the athlete may re-enter competition pursuant to the contest rules.
4. Otherwise, if an athlete cannot be cleared to return to play by a school-approved health care professional as defined in this protocol, that athlete may not be returned to competition that day and is then subject to his or her school’s Return to Play (RTP) protocols before the student-athlete can return to practice or competition.
5. Following the contest, a Special Report shall be filed by the contest official(s) with the IHSA Office through the Officials Center.
6. In cases where an assigned IHSA state finals event medical professional is present, his/her decision to not allow an athlete to return to competition may not be over-ruled.

Additional information regarding concussion has been made available to IHSA member schools and licensed officials and can be accessed on the IHSA Sports Medicine website at <http://www.ihsa.org/Resources/SportsMedicine.aspx>



Concussion Information

Return to Play (RTP) and Return to Learn (RTL)

Background: With the start of the 2010-11 school term, the National Federation of State High School Associations (NFHS) implemented a new national playing rule regarding potential head injuries. The rule requires “any player who exhibits signs, symptoms, or behaviors consistent with a concussion (such as loss of consciousness, headache, dizziness, confusion, or balance problems) shall be immediately removed from the game and shall not return to play until cleared by an appropriate health care professional.” In applying that rule in Illinois, it has been determined that only certified athletic trainers, advanced practice nurses (APN), physician’s assistants (PA) and physicians licensed to practice medicine in all its branches in Illinois can clear an athlete to return to play the day of a contest in which the athlete has been removed from the contest for a possible head injury.

In 2015, the Illinois General Assembly passed the Youth Sports Concussion Safety Act, and this legislation, among other items, required schools to develop Concussion Oversight Teams and create Return to Play (RTP) and Return to Learn (RTL) protocols that student-athletes must meet prior to their full return to athletic or classroom activity.

Mandatory Concussion Education

Required concussion education for all athletic coaches and marching band directors is another component of the Youth Sports Concussion Safety Act passed by the Illinois General Assembly in the fall of 2015.

The IHSA program includes two video presentations and other supplementary materials that ALL high school athletic coaches, marching band directors, and Concussion Oversight Team members need to review prior to taking a required exam over the curriculum. Individuals will be required to demonstrate proficiency on the exam by scoring at least 80% in order to serve as an athletic coach or marching band director at an IHSA member school.

The program offers training in the subject matter of concussions, including evaluation, prevention, symptoms, risks, and long-term effects. Coaches will be able to access the program after logging into the IHSA Schools Center and clicking on the “CON” tab, which will be located under the ‘Departments’ heading on the Schools Center homepage.

For more information on the Youth Sports Concussion Safety Act, including specific requirements of the law and other concussion education providers besides IHSA, individuals can access Sports Medicine resources on the IHSA website at <http://www.ihsa.org/Resources/SportsMedicine.aspx>.

For those first adopters of this training, new curriculum from the IHSA/IESA is expected to be released in March of 2018 so those whose training will expire in 2018 will be able to remain in compliance with the law.

IHSA Severe Weather Safety Guidelines

To be used during any IHSA state series contest

When thunder is heard, or a cloud-to-ground lightning bolt is seen, the thunderstorm is close enough to strike your location with lightning. Take shelter immediately.

Lightning is one of the most consistent and underrated causes of weather-related deaths or injury in the United States. Nearly all lightning-related injuries occur between the months of May and September and between the hours of 10:00 a.m. and 7:00 p.m. Therefore, the greatest concern for injuries in an outdoor contest appears to be during that time, though it can happen any time of year.

It is essential that local managers, competing schools, and contest officials establish dialogue in advance of contests or events to ensure that all involved are aware of what the plan will be in determining whether or when to suspend play. Local managers are encouraged to share their plan with competing schools and assigned contest officials prior to the start of the tournament/event.

If competing schools have portable devices they will be bringing to a contest/event and/or have specific policy or directions from their administration that they must follow, the school must communicate those to the tournament manager. Tournament managers must know the policies of each school assigned to their tournament or event prior to its start.

PROACTIVE PLANNING

1. Assign staff to monitor local weather conditions before and during practices and contests
2. Develop an evacuation plan, including identification of appropriate nearby safer areas and determine the amount of time needed to get everyone to a designated safer area:
 - a. A designated safer place is a substantial building with plumbing and wiring where people live or work, such as a school, gymnasium or library. An alternate safer place from the threat of lightening is a fully enclosed (not convertible or soft top) metal car or school bus.
3. Develop criteria for suspension and resumption of play:
 - a. When thunder is heard, or lightning is seen*, the leading edge of the thunderstorm is close enough to strike your location with lightening. Suspend play for at least 30 minutes and vacate the outdoor activity to the previously designated safer location immediately.
 - b. 30 minutes rule. Once play has been suspended, wait at least 30 minutes after the last thunder is heard or lightning is witnessed* prior to resuming play.
 - c. Any subsequent thunder or lightning* after the beginning of the 30-minute count will reset the clock and another 30-minute count should begin.
 - d. When lightning-detection devices or mobile phone apps are available, this technology could be used to assist in making a decision to suspend play if a lightning strike is noted to be within 10 miles of the event location. However, you should never depend on the reliability of these devices and, thus, hearing thunder or seeing lightning* should always take precedence over information from a mobile app or lightning-detection device.
*- At night, under certain atmospheric conditions, lightning flashes may be seen from distant storms. In these cases, it may be safe to continue an event. If no thunder can be heard and the flashes are low on the horizon, the storm may not pose a threat. Independently verified lightning detection information would help eliminate any uncertainty.
4. Review the lightning safety policy annually with all administrators, coaches and game personnel and train all personnel.
5. Inform student-athletes and their parents of the lightning policy at start of the season.

EVACUATION PLAN

Safe Areas: All personnel, athletes and spectators should be clearly informed of available safe structures or shelters in the event a thunderstorm approaches. A safe structure is any fully enclosed building frequently used by people. In absence of that – athletes and spectators should go to any vehicle with a hard metal roof. Roll up the windows and do not touch the sides of the vehicle. If no safe structure or vehicle is available, find a thick grove of small trees surrounded by taller trees or a dry ditch. Assume a crouched position on the ground with only the balls of your feet touching the ground. Wrap your arms around your knees and lower your head. Minimize contact to the ground since lightning often travels through the ground.

Avoid: Tall trees or objects like light poles or flagpoles, individual trees, standing pools of water and open fields. Also avoid being the highest object on the field. Do not take shelter under trees. Avoid bathrooms if another building is available, and do not use a land-line telephone. A cellular phone or portable phone is a safe alternative if in a secure shelter or vehicle.

Resuming Activity: The NSSL (National Severe Storms Laboratory) recommends that everyone should wait at least 30 minutes after the last flash of lightning or sound of thunder before returning to the field or activity.

Wet Bulb Globe Temperature

These requirements represent minimum standards that IHSA member schools must follow for all athletic activities and competitions, both outdoors and indoor facilities that are not airconditioned. Schools with more restrictive guidelines are not expected to modify any pre-existing guidelines in order to meet this policy. These guidelines will also be used by managers or their designees at all IHSA state series events when the Wet Bulb Globe Temperature (WBGT) is above 80 degrees Fahrenheit. Decisions to suspend and resume activity will be in accordance with these guidelines.

Pre-Practice Preparation:

1. Thirty minutes prior to the start of an activity, and minimally every 30 minutes after the start of the activity, temperature and humidity readings will be taken at the site of the activity. Using a Wet Bulb Globe Thermometer is required.
2. Record the readings in writing and maintain the information in files of the tournament manager and/or host school administration. Tournament managers may designate someone other than themselves to take these readings.
3. Provide cooling stations such as shade, ice towels, misting fans, etc. for before, during, and after activity.
4. Provide ample amounts of water. This means water should always be available and athletes should be able to take in as much water as they desire.

Use the Table 1 (see below) with an on-site WBGT reading for appropriate exercise modifications during exercising in the heat:

Cat 2	Activity Guidelines
< 79.9	Normal Activities – Provide at least three separate rest breaks each hour with a minimum duration of 3 min each during the workout.
80.0 - 84.5	Use discretion for intense or prolonged exercise; Provide at least three separate rest breaks each hour with a minimum duration of 5 min each. Cold Water Immersion must be available. (see below)
84.6- 87.5	Maximum practice time is 2 hr. Contests may conclude if the temperature moves to orange mid-game with the required breaks provided. No new contests may be started if the temperature is in this range. For Football: players are restricted to helmet, shoulder pads, and shorts during practice. If the WBGT rises to this level during practice, players may continue to work out wearing football pants without changing to shorts. For All Sports: There must be 20 min of rest breaks distributed throughout each hour of practice. Cold Water Immersion must be available. (see below)
87.6 - 89.9	Maximum practice time is 1 hr. For Football: No protective equipment may be worn during practice, and there may be no conditioning activities. For All Sports: There must be 20 min of rest breaks distributed throughout the hour of practice. Cold Water Immersion must be available. (see below) Consider postponing games or practices until a cooler time of day.
> 89.9	No outdoor workouts. Delay practice until a cooler WBGT is reached.

Treatment of Exertional Heat Stroke and Cold-Water Immersion:

In the event of potential Exertional Heat Stroke (EHS), each school participating in interscholastic sports shall be properly prepared and equipped to activate EMS and initiate rapid whole-body cooling using an evidence-based cooling modality. The current best practice for the treatment of exertional heat stroke is rapid whole-body cooling via Cold Water Immersion (CWI) on-site followed by transport to advanced medical care (Cool first transport second). If whole-body CWI is not readily available, alternate evidence-based whole-body cooling techniques can be utilized (e.g. TACO method). The best practices shall be carried out by a licensed athletic trainer, designated healthcare provider, or EMS provider. In the event that these medical providers are not available and heat illness is suspected, cooling should be initiated until advanced medical personnel arrives.

The cooling modality shall be ready for immediate use when WBGT is at or above 80F. At WBGT temperatures below 80F the cooling modality should be readily available.

Cooling Methods Due to Heat Related Illness

Exertional heat stroke (EHS) is relatively uncommon among exercise associated medical conditions but is a frequent cause of exercise related death. The majority of evidence shows that early institution of body cooling is the most effective method of decreasing mortality in EHS. The following contains recommendations regarding the methods of body cooling, including tubs, ice bags, iced towels (towels with water that have been frozen) water, fans, and shade. The recommendations are classified as essential (foundational to the implementation of treatment, should have resources and personnel directed towards implementation), and desirable (important in maximal implementation, should have resources and personnel directed towards implementation as budget and resources allow). The recommendations are only guidelines, are not intended as a standard of care, and should not be considered as such. These guidelines should only be considered in the care of athletes who can be expected to be at risk of EHS due to the sport or the environmental situation of the activity. Sports especially at risk include football with and without equipment, soccer, and long distance track. Other sports and activities, such as cycling, golf, baseball, tennis, track and field, and band, may also be at risk due to long duration exposure to extreme environmental conditions.

It is essential that member schools and school administrators/officials:

- Establish a written plan coordinated with local EMS for emergency treatment of EHS that includes transport to a hospital and conduct drills in the implementation of the plan as practicable.
- Know how to assess environmental conditions and determine when extreme conditions exist.
- Identify a specific spot at the athletic facility that has shade.
- Have immediate access to ice and bags to contain ice.
- Have access to water, and provide water breaks as outlined in the IHSA Managing Heat and Humidity Policy.
- Know the most effective sites for application of ice to the body.
- Obtain and use, when environmental conditions are determined to be extreme, a tub or pool, filled with water and ice before activity begins, to be used in body immersion for maximal cooling, and have personnel trained in this technique.

It is desirable that member schools and school administrators/officials:

- Have a certified athletic trainer (ATC) on staff, as budget and resources allow, to develop and implement these guidelines.
- Have immediate access to water.
- Provide shade breaks.
- Provide fans when environmental conditions are determined to be extreme.
- Have close access to an air conditioned room.
- Have access to and use iced towels that can be rotated to appropriate areas of the body, including the axilla, groin, and back of the neck.

Resources

1. Procedure for Avoiding Heat Injury/Illness through Analysis of Heat Index and Restructuring of Activities and Recommendations for Cooling Methods Due to Heat Related Illness. Kentucky Medical Association/Kentucky High School Athletic Association. 2010.
2. Binkley HM et al. NATA Position statement: Exertional heat illness. J Ath Training 2002; 37: 329-343.
3. Casa DJ et al. Survival strategy: Acute treatment of exertional heat stroke. J Strength Conditioning Res 2006; 20: 462.
4. Armstrong LE et al. ACSM position stand: Exertional heat illness during training and competition. Med Sci Sports Exerc 2007; 41: 556-572.
5. Model Policy for Managing Heat & Humidity. Michigan High School Athletic Association. 2013.



STUDENT MEDIA CREDENTIALS FOR PARTICIPATING SCHOOLS

Congratulations on qualifying for an IHSA state final in a team sport. In order to provide the best possible coverage of this event for your school newspaper, yearbook and AV club, etc. you are entitled to have up to three students receive credentials to cover this event as official media members. In the event that you have less than three students, an adult sponsor may be included on this list. To apply for student media credentials, please have your Athletic Director or an individual involved with the aforementioned programs email Matt Troha (mtroha@ihsa.org) at the IHSA with the following information:

- 1) The names of individuals attending
- 2) Whether they are students or adults
- 3) If the attending individuals will serve as reporters, photographers, videographers, etc.

Student media who are registering for credentials are expected to maintain a level of professionalism while covering this event. That includes no cheering while in the press box or game coverage area. Proper attire is also required. Wearing school shirts and colors is acceptable, but students wearing face paint, costumes, carrying props, etc. will be required to change before receiving credential clearance.

The individual applying for student media credentials will receive specific information on credential pick up and media regulations at the event via email in the days leading up to the state final.

Please note that student media credentials are only available for state final events in team sports. Due to the sheer volume of schools who qualify in individual sports, our press facilities would be unable to accommodate student media from all participating schools in individual sports. Student media are also welcome to cover IHSA state final activities. Credentials are not required for these events, but please have your students check-in with state final personnel upon arrival for media coverage regulations.

VIDEO TAPING STATE FINALS FOR COACH FILM BREAKDOWN

Each school will be eligible to receive a pass for an individual attending the state final event to shoot game film that is for the sole purpose of being used by the coaching staff for postgame breakdown. Passes for videographers shooting highlight videos, documentaries, etc. should be included in student media application reference above. Additional passes for videotaping purposes will need to come from the allotment of state final passes given to school/head coach at or prior to the state final event.

To apply for a credential to shoot video, please have your Athletic Director email Matt Troha (mtroha@ihsa.org) at the IHSA with the name of the individual who will be taping and whether they are an adult or a student.

Please contact Matt Troha (309-6336-377) at the IHSA or any questions related to this document.



INTERNET VIDEO BROADCASTING INFORMATION

The advent of greater broadcasting technology has brought about many new potential internet broadcasting partners who may contact you seeking to broadcast the postseason IHSA events you host.

The IHSA's official broadcast partner, the NFHS Network, has the first right to exclusively broadcast any postseason IHSA event. If your school streams on the NFHS Network, via either the School Broadcast Program or a fixed Pixellot camera system in your gym or stadium, then you are encouraged to exclusively stream any/all postseason games you host. Additionally, if an NFHS Network school competing in the postseason tournament you are hosting would like to broadcast on the NFHS Network, they should be given exclusivity to do so as well. The NFHS Network also partners with several third party media companies, who should be granted the same exclusivity to broadcast as a school.

If you as the postseason host are not an NFHS Network school, and no competing school contacts you about broadcasting on the NFHS Network, at that point, a third party can be granted the rights to broadcast the event on the internet. In this instance, a broadcast rights fee is due to the IHSA. The internet streaming fee schedule is listed below. Potential broadcasters should be directed to complete and submit the IHSA Broadcast Application form from the IHSA website (TV fee schedule also located in this application), which can be found here: www.ihsa.org/documents/media/Video%20Ap.pdf

If at any time you ever have questions on the fees or any other matters related to broadcasting or media, please email/call Matt Troha at the IHSA office (mtroha@ihsa.org or 309-663-6377).

INTERNET VIDEO BROADCAST RIGHTS FEE SCHEDULE

BOYS BASKETBALL

- Per Regional Game-\$125
Per Sectional Game-\$150
Per Super-Sectional Game-\$225

GIRLS BASKETBALL

- Per Regional Game-\$125
Per Sectional Game-\$150
Per Super-Sectional Game-\$225

FOOTBALL

- Per 1st Round Playoff Game-\$250
Per 2nd Round Playoff Game-\$325
Per Quarterfinal Playoff Game-\$400
Per Semifinal Playoff Game-\$475

ALL OTHER SPORTS

- Per Regional Game/Meet-\$75 Per Sectional Game/Meet-\$100
Per Super-Sectional Game/Meet-\$150

VOLLEYBALL

- Per Regional Game-\$100
Per Sectional Game-\$125
Per Super-Sectional Game-\$150

SWIMMING & DIVING

- Per Sectional Meet-\$250

TRACK & FIELD

- Per Sectional Meet-\$250

WRESTLING

- Per Regional meet-\$200
Per Sectional meet-\$325

Please contact Matt Troha (309-6336-377) at the IHSA or any questions related to this document.



For IHSA Tournaments

Effective February 18, 2015

The use of unmanned aerial vehicles ("UAV"), also known as drones, is prohibited for any purpose by any persons at IHSA tournament venues. Tournament management shall refuse admission or entry to anyone attempting to use a UAV; and if necessary, tournament management shall remove anyone attempting to use a UAV and/or confiscate the UAV until the event has been completed.

For purposes of this policy, a UAV is any aircraft without a human pilot aboard the device.

An exception to this policy may be made in specific cases for IHSA broadcast partners, provided the management of the tournament facility permits the presence of UAVs for broadcast purposes under the control of the IHSA.



IHSA LICENSED VENDOR

SCHOOL INFORMATION:

Please read the entire Trademark Use and Royalty Policy for full disclosures.

- By virtue of membership, schools are granted a license to use the IHSA Trademarks on or in connection with IHSA State Series Events. Member schools may produce their own programs or merchandise in accordance with the terms of the Trademark Use and Royalty Policy.
- Any writing or merchandise produced in connection with IHSA State Series Events must conspicuously display the IHSA name and at least one logo.
- Member schools contracting with an outside vendor to have programs or merchandise produced in connection with IHSA State Series Events are required to use IHSA licensed vendors.
- Member schools advancing to an IHSA State Final and choosing to have merchandise produced in connection with that event, must use Minerva Sportswear. The IHSA has a contract with this company to be the exclusive IHSA State Final Merchandise Vendor.
- A member school may use any IHSA Licensed Vendor.
To see the approved list, visit the IHSA website at <http://www.ihsa.org/Resources/Merchandise/LicensedVendors.aspx>.

VENDOR INFORMATION:

Please read the entire Trademark Use and Royalty Policy for full disclosures.

- Any printed material or merchandise produced in connection with IHSA State Series Events, must conspicuously display the IHSA name and at least one logo.
- IHSA marks and logos can only be utilized by those who are granted a license by the IHSA.
- Member schools contracting with an outside vendor to have programs or merchandise produced in connection with IHSA State Series Events must use an approved IHSA licensed vendor.
- IHSA licensed vendors can sell licensed material to any IHSA member school.
- IHSA licensed vendors cannot produce merchandise in conjunction with an IHSA State Final. The IHSA has an exclusive State Final Merchandise Vendor contract.
- Licensed publication vendors pay the IHSA a 5% royalty of gross advertising sales, and licensed merchandise vendors pay the IHSA an 8% royalty of gross merchandise sales (based on sale of the finished product) - Royalty Report.
- For unlimited events, vendors can be licensed by the IHSA and utilize the IHSA name and logos for an entire year for a \$500 annual fee; or
- For limited events, vendors can be licensed by the IHSA and can utilize the IHSA name and logos for a single event, up to three events in a year, for \$50 per event or \$100 for three events.

Applying to be an IHSA Licensed Vendor (unlimited events):

1. Submit a completed Licensed Vendor Application for approval;
2. Once approved, sign the IHSA Vendor License Agreement; and
3. Pay the annual licensing fee of \$500.

Applying to be an IHSA Licensed Vendor (limited events):

1. Contact the IHSA office for approval;
2. Once approved, sign the IHSA Limited Use Vendor License Agreement; and
3. Pay the single event fee of \$50 or \$100 for three events.

For additional information regarding Licensing and Royalty, contact Tammy Craig at 309-663-6377, or visit the IHSA website at <http://www.ihsa.org/Resources/Merchandise/LicensedVendors.aspx>.

School's Responsibility: Sportsmanship



SCHOOL'S RESPONSIBILITY TO AN OFFICIAL PRIOR TO THE SEASON

1. Send a reminder card or email to the officials after you have them scheduled.
2. Reminder should include date of contest, time, level, location and sport. Even though many schools and conferences have assignment chairpersons, sending a reminder is highly recommended. When an official does not show, people in your community won't know who the assignment chairperson is, but they do know the athletic director. Avoid embarrassment.
3. Have a standard wage scale set for your different sports and levels and a method in place to raise the pay periodically.
4. If possible, let the working officials know who their partner(s) will be.
5. Hire police and security along with medical assistant or athletic trainer coverage for events whenever possible.
6. Set a policy with your school board on fan, coach and player behavior.
7. Make sure all officials have a contract that is signed by your school—preferably by the principal or IHSA Official Representative.

SCHOOL'S RESPONSIBILITY TO AN OFFICIAL PRIOR TO THE CONTEST

1. Prior to the contest, provide the officials with directions and inform them of any special activities that might be occurring (i.e., Homecoming, Senior Night, etc.)
2. Give the official a number they can call in case of an emergency or postponement due to weather.
3. Have competent workers assigned at all contests (scorers, announcers, chain crew, etc.). These people are of great assistance to the official during the contest.
4. Have a host assigned to meet the officials as they arrive. The host should do the following for the officials:
 - a. Provide a reserved parking space.
 - b. Meet officials and take them to the dressing room.
 - c. Have refreshments available for halftime and postgame.
 - d. Ask for any additional needs.
 - e. Introduce the officials to those game workers pertinent to the contest (i.e., scorer, announcer, chain gang, etc.).
 - f. Get the proper pronunciation of officials' names so they are correct when given by the public address announcer.
5. Athletic director should discuss with the officials any special events, conference rules, national anthem time, etc. that would affect the game.
6. Provide the officials with the name of the adult supervisor for that contest and where that person can be found in the event a challenging situation should occur.
7. Make officials aware of location of an athletic trainer or other first responders during the contest. Have a doctor on site when possible (especially at football contests).
8. Make sure all bench personnel are properly attired.
9. Do a check on game scoreboards and lighting systems prior to the game or contest.
10. Make sure the playing area is properly marked and meets National Federation guidelines for that contest.
11. Provide appropriate secured dressing area and hot water showering facilities.

SCHOOL'S RESPONSIBILITY TO AN OFFICIAL DURING THE CONTEST

1. Insist coaches display good sportsmanship and are proper examples for your players and crowd.
2. Have your public address announcer or cheerleader read the IHSA sportsmanship statement and remain unbiased during contest.
3. Make sure the event supervisor understands the duties and responsibilities pertinent to that contest.
4. Make sure the playing area is maintained during halftime of each contest. For wrestling, make sure the mat is properly cleaned and washed.
5. Help with adverse weather conditions; monitor accordingly.
6. Make sure proper crowd control is visible and in place. Good administrative control can prevent difficult situations.
7. Observe the crowd during the contest and prevent any disturbances that may occur.
8. Work with the official during the game regarding crowd control.
9. Retrieve the game ball at the end of the contest.
10. Escort the officials back to the dressing room at halftime and at the conclusion of the contest.

SCHOOL'S RESPONSIBILITY TO AN OFFICIAL AFTER THE CONTEST

1. Escort the officials safely back to the dressing room and parking lot.
2. Do not allow unauthorized persons in the dressing room after the game. This includes coaches.
3. Have refreshments available for the officials after the contest.
4. Be sure to thank the officials for their time and effort, regardless of the outcome of the game.
5. Make sure arrangements for paying the officials have been completed. It is preferable to pay the official the day of contest.
6. Ensure that officials are not confronted by anyone after the contest.

Do What's Right! Sportsmanship



DWR Expectations

1. Represent your school and community favorably through positive interaction with opposing fans and players before, during, and after the competition.
2. Use positive yells, chants, songs or gestures.
3. Display modesty in victory and graciousness in defeat.
4. Respect and acknowledge the integrity and judgment of officials.
5. Exhibit positive behavior in both personal interaction and social media comments.

Acceptable Behaviors

- During the National Anthem, students, participants and fans should remove any hats, face the flag, not talk, place the right hand on the heart, and remain still until the end of the anthem.
- Applause during introduction of players, coaches and officials.
- Players shaking hands with opponents while both sets of fans recognize player's performance with applause.
- Accept all decisions of the game officials.
- Spirit Participants lead fans in positive support.
- Handshakes between participants and coaches at the end of contests, regardless of the outcome.
- Treat competition as a game, not a war.
- Coaches/players search out opposing participants to recognize them for outstanding performance or coaching.
- Applause at the end of the contest for performance of all participants.
- Everyone showing concern for an injured player, regardless of the team.
- Encourage surrounding people to display sportsmanlike conduct.

Unacceptable Behaviors

- Disrespectful or derogatory yells, chants, songs or gestures.
- Booming or heckling an official's decision.
- Criticizing officials in any way; displays of temper with an official's call.
- Yells that antagonize opponents.
- Refusing to shake hands or give recognition for good performances.
- Blaming the loss of the game on officials, coaches or participants.
- Laughing or name calling to distract an opponent.
- Use of profanity or displays of anger that draw attention away from the game.
- Doing own yells instead of following the lead of spirit participants.