

Girls and Boys Cross Country



2024-25

Manual for Schools and Managers



Illinois High School Association
2715 McGraw Drive / Bloomington, IL 61704
Tel 309.663.6377 / Fax 309.663.7479/ www.ihsa.org



2024-25 Cross Country Table of Contents

School Information1-17

Terms and Conditions 2-9

Important Dates and Deadlines 10

Cross Country Athletic.Net Tutorials..... 11

Athletic.Net deadlines 12

Inclement Weather Plan..... 13

Additional Awards Order Form 14-15

Replica Awards Order Form 16-17

Tournament Manager Information18-25

Manager Responsibilities and Checklist..... 19-21

Preparation of Course 22

Regional and Sectional Meet Officials..... 23

Awards Delivery Information 24

Regional and Sectional Ties Award Order Form..... 25

General Information26-44

Emergency Action Plan & Venue Specific Action Plan 27-28

Sports Medicine (Concussion Information)..... 29-30

Weather Safety Guidelines (Severe Weather, Wet Bulb Globe, Heat Related Illness) 31-33

Video Broadcasting 34

Unmanned Drone Policy 35

Licensed Vendor Policy 36

Sportsmanship 37-38



School Information

2024-25 Academic School Year

Illinois High School Association



In accordance with Section 1.450 of the IHSAA Constitution, the Board of Directors has approved the Terms and Conditions governing the 2024-2025 IHSAA Boys/Girls Cross-Country Tournament Series.

IHSAA uses this information to assign schools to Regionals and Sectionals after the Fall entry deadline (August 26).

D. List of Participant Declarations/Rosters

Using athletic.net, coaches must declare their 14-person roster for the state series. The same roster will be used throughout the state series. Athletic.net Regional/Sectional Online List of Participant declarations: Please review the instructions in the Manual for Schools & Managers for complete instructions. This is the list of athletes which will be participating for your school. Each school entering the state series (whether entering a team or an individual) must submit its Regional/Sectional Online List of Participant declarations via Athletic.net. If a school does not submit the Regional/Sectional Online List of Participants by the deadline, the IHSAA administrator for Cross-Country may permit late LOP entries with a \$100 penalty fee. The IHSAA administrator for Cross-Country may waive the \$100 penalty fee for extenuating circumstances. Other penalties for failing to complete the Online List of Participant declarations by the deadline could include, but not be limited to being ruled ineligible to coach and/or athletes being ruled ineligible to compete in the state series. Schools that do not submit their Online List of Participant declarations by the deadline and are consequently ruled ineligible to compete in the state series will be withdrawn from the state series. A \$500.00 penalty fee will be assessed for failure to withdraw before the LOP deadline, and the school will be locked out from entering through the School's Center during the next school term.

E. Six-Contest Verification through the Coach Data Form Link in the IHSAA Schools Center

1) **Team:** Schools must verify that the school's boys or girls' interscholastic team has participated in six boys or girls interscholastic meets during the current Boys and Girls Cross-Country season. This allows teams to compete for team honors (trophy) during the state meet in accordance with IHSAA By-law 3.054.

2) **Individuals:** Schools with only individuals competing do not check the Six Contest Verification box. Individual entries are not eligible to compete for team honors (trophy).

F. State Series Coach Data Form: Complete the coach data form located in the IHSAA Schools Center/Sport/Activity Tracker. Page 1: Instruction page; Page 2: Six Contest Verification; Page 3: Coach Declarations; Page 4: Certify & Submit. IMPORTANT: If you Certify and Submit your form without completing every page, IHSAA will have no means to remind coaches of any incomplete data.

G. Required Rules Video (Head Coaches of participating schools and IHSAA Officials). The Cross-Country Online Rules Video begins August 13 and ends on September 17. Each participating school must have their HEAD COACH view and receive credit for the 2024-2025 Cross-Country rules video. Track and Field Officials opting to participate in the Cross-Country State Series must also view the Online video. To receive credit, the coach/official must view the video in their respective IHSAA School/Officials Center. Refer to the Cross-Country Manual for Schools for detailed instructions.

I. SCHOOL CLASSIFICATION

Classification in the IHSAA Cross Country State Series will be determined according to IHSAA Policy 17 (Classification System)

- A. **Class 1A:** 0-575.00
- B. **Class 2A:** 575.01-1476.00
- C. **Class 3A:** 1476.01-above

II. DATES AND SITES

A. **Regional meets** will be held on Saturday, Oct. 26 for Class 1A, 2A and Class 3A between the hours of 10:00 a.m. and 3:00 p.m.

B. **Sectional meets** will be held on Saturday, Nov. 2 for Class 1A, 2A and 3A between the hours of 10:00 a.m. and 3:00 p.m.

C. **The State Final meet** will be held at Detweiller Park, Peoria, on Saturday, November 9. Peoria High School will host the State Final Meet.

Note: Per IHSAA Board Approval, there will be a 1A boys and girls regional conducted on Friday October 25 at 1:00 p.m. because of a special accommodation request.

III. SCHOOLS AND OFFICIALS CENTER INFORMATION, ONLINE ENTRIES, RULES VIDEO PRESENTATION, WITHDRAWAL PROCEDURE, ELIGIBILITY, AFFIRMATIVE ACTION, AND REGIONAL/SECTIONAL ONLINE LIST OF PARTICIPANT DECLARATIONS

A. The policy for Original School Entry Deadlines, Late Entries, and Late Withdrawals shall be the policies and procedures regarding entry for all IHSAA-sponsored sport/activities. For complete instructions, please log in to the IHSAA Schools & Officials Center with your Official Representative USER ID and Password. Click on the activity tracker and click the button to add sports for the upcoming year. **Fall Sports Entry Deadline is August 26.**

B. Online School Entries

Either Official Representatives or Athletic Directors must login to the IHSAA Schools Center; click on Sport/Activity Tracker; click on enter your teams or individuals. Select the sports and/or activities your school will participate in during the 2024-2025 School Term. IHSAA will use this information to assign all entered schools to the first level of state series competition in every sport/activity.

C. Late Online School Entries

Schools who enter after August 26, will be considered late. To be considered for late entry, the Principal/Official Representative must email Kraig Garber (kgarber@ihssa.org) for approval. The penalty for late entry shall be a payment of \$100.00 for that sport/activity by the school. All Official Representatives must login to the IHSAA School Center; click on "Sport & Activity Tracker"; click on "enter your teams or individuals". There you will select the sports and activities your school will participate in during the 2024-2025 school term.



NOTICE: If you coach at two different schools or are a coach and an official, you must contact Cheryl Lowery at the IHSA Office (clowery@ihsa.org), once you have been given credit for watching the presentation once so she can verify and manually give you credit for the other position you hold. Our server runs an update every evening, if you view the presentation and it doesn't give you credit (within 24 hours) the first time, contact Cheryl Lowery at The IHSA Office.

H. Breach of Contract By-Law 6.041 (Withdrawal Procedure)

The Official Representative or Athletic Director of schools who have the intention to withdraw must withdraw by notifying Cheryl Lowery (clowery@ihsa.org) at the IHSA Office, not the Regional/Sectional Manager. To withdraw without penalty, the Official Representative from the school must email Cheryl Lowery (clowery@ihsa.org) at the IHSA Office by 11:59 p.m. Monday, October 21, 2024. The penalty for late withdrawal is \$500.00.

I. Eligibility

All member schools in good standing may enter an individual(s) or team under the provisions of IHSA By-law 3.054. In accordance with By-law 3.050, schools are subject to entering eligible student-athletes.

J. Skill of the Sport Interpretation

In Track and Field as well as in Cross-Country the interpretation of the Skill of the Sport is made based upon the surface being used for the individual contest. In the definitions section of the IHSA Handbook the definition for Cross-Country Skill of the Sport is: Cross-Country – Running any distance on any surface other than a track. For Track and Field, the definition is: Track and Field – Running any distance on a track, jumping for height or distance, throwing, or using any implement, technique or motion associated with any field event. Therefore, this means that an IHSA Cross-Country athlete during the IHSA Cross-Country season would be allowed to participate in any non-interscholastic running event so long as it was conducted in total on a track. The track and field athlete during the IHSA season would be allowed to participate in any running event so long as the entire race was conducted on any surface other than a track.

K. Affirmative Action Policy

Only boys may participate in the boys' competition in the meet series and only girls may participate in the girls' competition in the meet series, except as provided in the Illinois High School Association Affirmative Action Policy.

L. Required Certified Coaches Names for State Series Meets (Coach Data Form)

All coaches who will represent your Cross-Country athletes must be designated in the IHSA Schools Center through the Coach Data Form. If a coach on your coaching staff doesn't appear in the drop-down menu on the "Coach Data Form" in the IHSA Schools Center, please check ALL the following requirements must be completed. Check with your Athletic Directors to verify your coaching staff by logging into the IHSA Schools Center and look in the Staff Compliance tab in your IHSA Schools Center:

1) Must be designated as Head Cross-Country Coach, or Assistant Coach;

2) Coaching certification (ASEP/ISBE/NFHS) is marked and not red.

3) Coach has completion date for the PES Examination

4) Coach has completion date for the Concussion Risk Management Exam (80%- 24 out of 30). Every two school terms.

5) Designated completion date for the Hate Speech/Harassment Video (Every Two School Terms).

6) CPR/AED Certification date must be posted in each coaches profile in each coaches IHSA Schools' Center.

Coaching Staff: Must meet all Staff Compliance items in the IHSA Schools Center. Please login to your schools' center and designate your coaches no later than October 21, 2024. IHSA will use the names from the Schools Center in the State Final program. Please login to the IHSA Schools Center; Click on IHSA Sport & Activity Tracker; Scroll to Boys or Girls Cross-Country; under Online Forms, Click on pink box "Coach Data Form". Athletic Directors should update the coaching staff in the IHSA School's Center with all eligible coaches. Coaches who are not listed in the IHSA Schools' Center will not be eligible to coach during the Regional, Sectional or State Final Levels of competition. Participants can't participate without their Certified Coach.

IV. Host Financial Arrangements

A. Regional Hosts

Regional host schools shall receive \$750.00 for hosting the boys and \$750.00 for the girls meet and must upload complete/results to Athletic.net. Computer scoring is preferred. Host school is to pay for all local expenses. IHSA will pay all assigned officials. Regional host schools must complete their Financial Report, even if gate is not charged at your meet. In addition, all Regional meets shall abide by the IHSA Royalty Policy included in the current IHSA Official Handbook and/or the IHSA Web Site.

B. Sectional Hosts

Sectional host schools shall receive \$900.00 for hosting the boys and \$900.00 for the girls meet must upload complete and final results to Athletic.net. Computer scoring is preferred. Host school is to pay for all local expense. IHSA will pay all assigned officials. Sectional host schools must complete their Financial Report, even if gate is not charged at your meet. In addition, all Sectional meets shall abide by the IHSA Royalty Policy included in the current IHSA Official Handbook and/or the IHSA Handbook.

C. State Final Parking Fees

PLEASE REMEMBER TO INFORM YOUR PARENTS AND FANS Admission fees will be collected at each of the parking lots in or adjacent to Detweiller Park. The fees for Cars = \$15.00; Van (extended 15 passenger type) = \$20.00; Bus = \$25.00. The IHSA encourages spectators to take advantage of this admission price. Obviously, it is far more economical to share the ride with others attending this event. The admission price is the same for a car containing four people or only one person. The prices are per vehicle, not the number of people in the vehicle. Schools, coaches and athletes are encouraged to share this information with their fans.



D. Contestant Expenses

Neither the State Association nor the local tournament management will assume responsibility for any contestant expenses of any kind.

E. Rights Fees for TV and Radio

1) Television Rights Fees to be charged by Local Managers and/or the IHSAA are contained in the IHSAA Television Policy.

2) Radio Fees, which shall be charged, are:

- a. Regional Contest = No Charge
b. Sectional Contest = No Charge
c. State Final = No Charge

3) Policies regarding media requirements for each Local Manager are contained in the Policy Section of the current IHSAA Official Handbook and/or on the IHSAA Web Site. When using the IHSAA Web Site, look under the Departments section on the home page. Click on the People and Policies link, then in the Constitution and By-laws (Eligibility) section click on the Official Handbook link and finally the Policies link. Scroll to the proper Policy.

F. Tournament Assignments

Mid-September, schools who have entries to participate in the IHSAA Cross-Country State Series will be assigned to their respective Regional/Sectionals. The assignments will be posted on the IHSAA Cross-Country Activity Web Page under the State Series Information & Results link. If your school doesn't appear in the assignments, your school is not entered to participate.

1) Class 1A Series

A total of fifteen (15) regional meets will be created with three (3) regional meets assigned to a correlated sectional. There will be five (5) 1A sectionals.

2) Class 2A & 3A Series

A total of twelve (12) regional meets will be created with three (3) regional meets assigned to a correlated sectional. There will be four (4) 2A & 3A sectionals.

results to Athletic.net. Sectional results and identified state final qualifiers will be available through both the IHSAA Cross-Country webpage and Athletic.net.

D. State Final Meet

1) Practice Friday, November 8, 2024, at 1:00 pm:

Head Coaches may pick-up their school's team/individual packets all day at the course. Bibs/RFID computer tags will be included in the team packet. The Detweiler course will be open for practice for all qualified contestants, weather permitting, until dark. Additional school vehicle parking pass requests will be considered at this time. Unauthorized timed (or untimed) races are prohibited on the state final course in the state final Saturday and on days preceding the state finals. Additionally, when meet management declares the course open for practice, only the state qualifiers and coaches whose names appear in the IHSAA official List of Participant Declarations will be eligible to be on the course. This will include the week leading up to the state finals, including Friday and Saturday. The penalty for violating this rule will range from placing the offending school on probation up to immediate suspension and disqualification of the offending school, coaches and all qualifiers from participation in the current (and/or future) state finals. Final decisions relative to the severity of the consequences will be at the discretion of the IHSAA Cross-Country Administrator. This rule is in effect for all CC state series events.

2) Coaches Meetings

Friday, November 8 at 2:00 p.m. and 3:00 p.m. A certified coach or school administrator from each participating school is required to attend a coaches meeting sometime prior to their team or individual's race (it is not required that this be the head coach). It is recommended that coaches attend one of the meetings conducted on Friday at the times listed above. However, a meeting will also be conducted just prior to the girls' race in each class on Saturday (see schedule below).

V. Tournament Structure and Time Schedules

A. Regional and Sectional Time Schedules

All Local Managers will schedule regional meets on Saturday, October 26, and sectional meets on Saturday, November 2 between the hours of 10:00 a.m. and 3:00 p.m. In some instances, where courses are at a premium, special circumstances or if a dual meet is being conducted, managers can request a waiver in the starting time of their meet by contacting kgarber@ihssa.org. Additional unauthorized Timed or Untimed races are not permitted the day of the Regional or Sectional Meet.

B. Regional

October 26, regional hosts and timing system operators (TSO) will be able to access each team's List of Participant Declarations via Athletic.net. At the conclusion of the regional competition, hosts or TSOs must import regional results to Athletic.net. Regional results and identified sectional qualifiers will be available through both the IHSAA Cross-Country webpage and Athletic.net.

C. Sectional

Monday after regionals, sectional hosts and TSOs will be able to access all necessary information regarding the sectional qualifiers via Athletic.net. At the conclusion of the sectional competition, hosts or TSOs must import sectional



State Final Time Schedule

Saturday, November 9, 2024

Class 1A Girls

8:00 a.m.: Course will be open to all Class runners.
8:15 a.m.: Head Coaches and Referees meeting at the finish line (B & G Class 1A).
8:30 a.m.: National Anthem and Honorary Referee Presentation
8:35 a.m.: Inspection of runners by Clerk of the Course.
8:50 a.m.: The course will be closed for warm-ups.
8:55 a.m.: Final starting instructions at the Team Boxes.
9:00 a.m.: Class 1A Girls State Final Race.
11:00 a.m.: Class 1A Awards Ceremony

Class 1A Boys

Course will be open for Class 1A Boys immediately following the finish of the Class 1A Girls race.
8:15 a.m.: Head Coaches and Referees meeting at the finish line.
9:35 a.m.: Inspection of runners by Clerk of the Course.
9:50 a.m.: The course will be closed for warm-ups.
9:55 a.m.: Final starting instructions at the Team Boxes
10:00 a.m.: Class 1A Boys State Final Race.
11:00 a.m.: Class 1A Awards Ceremony

Class 2A Girls

Course will be open for all Class 2A runners immediately following the finish of the Class 1A Boys race.
10:30 a.m.: Head Coaches and Referees meeting at the finish line (B & G Class 2A).
10:35 a.m.: Inspection of runners by Clerk of the Course.
10:50 a.m.: The course will be closed for warm-ups.
10:55 a.m.: Final Starting Instructions at the Team Boxes.
11:00 a.m.: Class 2A Girls State Final Race.
1:00 p.m.: Class 2A Awards Ceremony

Class 2A Boys

Course will be open for Class 2A Boys runners immediately following the finish of the Class 2A Girls race
10:30 a.m.: Head Coaches and Referees meeting at the finish line (B & G Class 2A).
11:35 a.m.: Inspection of runners by Clerk of the Course.
11:50 a.m.: The course will be closed for warm-ups.
11:55 a.m.: Final Starting Instructions at the Team Boxes.
12:00 p.m.: Class 2A Boys State Final Race.
1:00 p.m.: Class 2A Awards Ceremony

Class 3A Girls

Course will be open for all Class 3A runners immediately following the finish of the Class 2A Boys race.
12:30 p.m.: Head Coaches and Referees meeting at the finish line (B & G Class 3A).
12:35 p.m.: Inspection of runners by Clerk of the Course.
12:50 p.m.: The course will be closed for warm-ups.
12:55 p.m.: Final Starting Instructions at the Team Boxes.
1:00 p.m.: Class 3A Girls State Final Race.
3:00 p.m.: Class 3A Awards Ceremony

Class 3A Boys

Course will be open for all Class 3A boys immediately following the finish of the Class 3A Girls race.
12:30 p.m.: Head Coaches and Referees meeting at the finish line (B & G Class 3A).
1:35 p.m.: Inspection of runners by Clerk of the Course.
1:50 p.m.: The course will be closed for warm-ups.
1:55 p.m.: Final Starting Instructions at the Team Boxes.
2:00 p.m.: Class 3A Boys State Final Race.
3:00 p.m.: Class 3A Awards Ceremony

VI. Advancement of Winners

A. Class 1A Regionals to Sectionals

The first seven (7) placing teams and the first five (5) runners who are not members of the advancing teams in each regional will advance to sectional competition at the site to which they are assigned. In addition, in the event the 6th, 7th or 8th place overall individual finisher in the regional is not on a qualifying team, such 6th, 7th or 8th place overall finisher in the individual race shall advance from the regional to the sectional meet.

B. Class 2A/3A Regionals to Sectionals

The first six (6) placing teams and the first five (5) runners who are not members of the advancing teams in each regional will advance to sectional competition at the site to which they are assigned. In addition, in the event the 6th, 7th or 8th place over- all individual finisher in the regional is not on a qualifying team, such 6th, 7th or 8th place overall finisher in the individual race shall advance from the regional to the sectional meet.

C. Class 1A Sectionals to State Final

The first six (6) placing teams and the first ten (10) runners who are not members of the advancing teams in each sectional will advance to state final competition at Detweiller Park.

D. Class 2A/3A Sectional to State

The first seven (7) placing teams and the first ten (10) runners who are not members of the advancing teams in each sectional will advance to state final competition at Detweiller Park.



Regional/Sectional Team Ties: For purposes of advancement of teams from regional to sectional and sectionals to the State Final, ties for all team places except the last qualifying spot will be broken per NFHS Rule 8-2-4 (i.e. comparing the 6th runner from the tied teams). If a tie occurs at the **last qualifying spot**, the teams tied advance. Note: In the State Finals, **team ties for the first three places will be broken by comparing the 6th runner from each of the teams involved in the tie.**

VII. Tournament Rules

Host schools must have an AED available and on site at all IHSAA post season contests.

A. Substitution: Teams shall be considered to consist of a minimum of five (5) up to a maximum of fourteen (14) runners, each of whose names must appear on the Regional/Sectional Online List of Participant Declarations through Athletic.net. Seven (7) runners may be entered at any level in the state series. Any runner listed on the Regional/Sectional Online List of Participant Declarations through Athletic.net, and only those listed, may be used as one of the seven (7) in the regional, sectional and/or state final. Note: No substitutions may be made by a team (coach) after a tag has been issued to any runner from that team at the starting line.

B. Scoring:

1) **Team Scoring:** The scores of the first five (5) runners from each school to finish the race will be counted in determining the team's score. Runners from these schools will be eligible for team awards. Schools that enter fewer than five (5) runners and/or schools that have fewer than five (5) runners finish the race at any level in the series will not be eligible for team honors. Schools that are not in compliance with by-law 3.054 are not eligible for team scoring.

2) **Individual Scoring:** Runners from all schools may earn individual awards as provided in section X. Awards A-B-C.

3) **Regional/Sectional Video Review:** The host school conducting all regional and sectional events must provide some form of video review of the finish line. This video review can be as simple as one video camera and one monitor (television or computer, etc.) or as sophisticated as the host school chooses. Placement of this camera is critical. Please consider its placement (height, angle, etc.) carefully. Meet managers must consult the Meet Referee as the decision regarding camera placement is considered. Only the video of the meet management may be used to review the finish of any race. The Meet Referee will review the video of the finish of race to facilitate accurate scoring of each race. Only the referee and meet management may view the finish line video (the games committee may also view the video, but only if invited to do so by the meet referee). IHSAA or IHSAA Assigned Meet Referee will not view any video from spectators or coach(es) to determine the outcome or placement in a race.

C. Length of Course: Courses for the regional, sectional and state final meets in either the boys/girls series shall be no more than 3.12 miles (5K) nor less than 2.75 miles in length. Every effort should be made to run on three-mile courses. The length of the course for the respective boys/girls Class 1A, 2A and 3A state final will be 3.0 miles.

D. Practice on Course: Practice on the course may be closed if the weather jeopardizes the conditions of the regional,

sectional or state final meet course. Weather permitting, practice at the state finals will be allowed beginning at 1:00 p.m. on Friday afternoon.

E. Uniforms: Contestants in the complete meet series shall wear school issued or school approved regulation uniforms that meet NFHS rules and the IHSAA interpretations that follow:

1) All competitors will wear a school issued or school approved uniform (shorts, jersey, or bodysuit; one or two-piece, and shoes). Refer to the online rules video for clarification.

2) Competitors are permitted to wear bodysuits in competition. Previously, shorts were required at meets. The bodysuits must still meet other NFHS uniform restrictions, including logo restrictions. They can be either one or two-piece suits.

3) Each team member shall wear the same color and design school issued or school approved uniform (shorts, jersey, or body suit; one or two piece). Same means "similar" or varying shades of the same color. The printing, design, and or lettering on the jersey or bodysuit must be such that each runner can be easily identified, so that as a person views the runner's uniforms together, they appear similar, and the team is easily identified. **Any undergarments worn under the school issued or school approved uniform are not subject to being the same in color or style.** It is legal for a team to wear more than one undergarment.

4) All participants will be issued a numbered bib to be worn on both the front and back of their jersey.

5) Once the race has started, there will be no disqualification for an improper uniform (**unless the uniform is altered after being approved at the starting line by an official**). It is the responsibility of the clerk of the course and or the referee/starter to inspect each competitor's uniform prior to the start of a race. They are not to allow a runner to compete in an illegal uniform. If the clerk is unsure of the uniform's compliance with the rules, they will request a ruling from the referee/starter prior to the start of the race. Any runner that alters their uniform after being approved by a clerk of the course will be disqualified for unsporting conduct (this would include but not be limited to, rolling the top up which could expose the midriff).

6) Removable arm sleeves, calf sleeves and wrist sweat bands are legal to wear in competition.

F. Jewelry: Contestants wearing jewelry will be permitted to compete. Narrow headbands, to keep the hair from interfering with a contestant's vision will be permitted. Contestants with painted bodies or faces as well as any costumes will not be permitted to compete nor participate in awards ceremonies.

G. State Series Rules: All meets will be conducted in accordance with the Track and Field and Cross-Country Running rules published in the current National Federation Track and Field Rule Book (or Illinois interpretation of said rules).

1) **Finish Line:** In the regional meets, sectional meets and at the state final, runners will finish each race at the mouth of the chute (the wide mouth chute is required for regional/sectional/state meets and is highly recommended for all races conducted during the season). This is the front end (wide part-front end) of the chute and not the neck (narrow part-back end) of the chute. The width of the finish line at the State Final Meet will be 15 feet. That is also the minimum width for the finish line for races at the regional and sectional. It is recommended the depth of the chute at the regional and sectional be 15-25 feet. Coaches need to practice their runners finishing races by running past the finish line approximately 15-20 feet in practice and during the regular season. Runners



should be taught to run through the finish line just like in races on the track.

2) **Races:** The races in the regional, sectional and state final meets will finish at the "mouth" of the chute.

3) **State Series Bib Requirements**

a. Regional and Sectional Bib Requirements: At all Regional and Sectional Meets, bibs are required (7 ½" x 6"). Bib placement on the front of the uniform will be at the discretion of the Meet Management. Bibs should be white with dark black numerals.

b. State Final: At the State Final Meet, computer scoring will be used. The (RFID) computer tag will be attached to the front bib. The bib/chip will be attached with 4 safety pins in a position that is visible on the front of the competitor's uniform. The bib/chip will not be returned to meet management. Competitors must be careful not to bend the front bib as this may damage the computer chip which is attached to the bib.

H. **Ergogenic Aids:** The use of oxygen, glucose gel, inhalers, water or other prescribed medication that is not a performance enhancer shall be allowed without prior approval.

I. **Timing Devices/Watches:** Competitors will be allowed to use/wear watches of any type during IHSA cross country competition.

J. **Spiked Shoes:** The use of spiked shoes will be permitted in the IHSA Cross Country Series; however, it is recommended that spikes not exceed 5/8 inch in length.

K. **Starting Boxes** & the area in front of the starting line used for run-out: the only persons allowed in the starting boxes & the area in front of the starting line used for run-out will be the competitors and coaches. Coaches must leave the boxes prior to the start of competition. Once teams and individuals have been called to the starting line by the announcer for final instructions, no further run-out shall be permitted (NFHS Rule 9-4-4). Starting boxes should be between 4 and 6 feet in width. Starting box assignments for the state finals will be determined by a blind draw. The box assignments will be drawn and posted on the IHSA cross country web page following the sectional competition.

L. **Finish Line:** Meet managers must make every effort to clearly define the finish line. The use of brightly colored cones placed on the outside ends of the actual finish line are recommended.

M. **Ethics of Competition and Sportsmanship:** Unethical and unsportsmanlike conduct by competitors, coaches and spectators will be penalized under the provisions of By-laws 6.011 and 6.012.

N. **The Games Committee:** A games committee as described in the National Federation Track & Field rules 3-2-1, through 3-2-8 will be appointed by the Meet Manager. This committee shall act as a jury of appeals (3-5-1). The committee may also be called to meet to discuss the suspension of play due to hazardous weather conditions (Note that either the Meet Referee or Meet Management may make the decision to suspend competition because of severe weather). Selected individuals can include school representatives. **NO IHSA OR NFHS RULE MAY BE SET ASIDE OR IGNORED BY THE GAMES COMMITTEE/JURY OF APPEALS.**

O **Posting of State Final Results:** Results of the individual races and team scores will be posted for the coaches at a designated area following each race. Complete results will be posted on the IHSA Cross Country respective Websites once they have been certified by Meet Officials.

P. **Posting of Regional/Sectional/State results:** Regional/Sectional/State race results will not be posted by

meet management or their designee until the results have been evaluated and approved (signed) by the IHSA meet referee. A period of not less than 15 minutes will be provided for coaches' review after posting and prior to going to the awards stand.

Q. **It is highly recommended that an athletic trainer or other EMS be present at cross country state series events (as well as during the regular season).**

IX. TOURNAMENT POLICIES

A. State Final Passes

Participants: Participants will not be issued passes. Each qualifier who advances to the state final will receive a set of two bibs (chips enclosed) and two hip numbers. Runners are to pin each bib to the front and back of their school uniform singlet and. Do not bend or crease bibs or it may deactivate the chip.

Coaches will be issued a pass for the Viewing bleachers near the Start Finish Line.

Individuals: One coach's pass will be issued (if the coach's name appears on the State Qualifier Data Form, located in the IHSA Schools Center Sport/Activity Tracker, prior to the Athletic.net List of Participant Declaration deadline).

Team Coaches: a maximum of two passes will be issued (if the coach's name appears on the State Qualifier Data Form, prior to the Athletic.net List of Participant Declaration deadline).

Note: Coaches must meet all IHSA Coaching By-law Requirements and its subsections. (By-law 2.070). Coaches who do not meet By-law 2.070 are not eligible and cannot coach or be entered on the State Qualifier Data Form and are not eligible to receive a pass. This can be checked by clicking on Staff Responsibilities and then Staff Compliance in the IHSA Schools Center by school administration.

B. **Signs, Banners and Mechanical Noisemakers:** The display of signs, banners, placards or similar items at IHSA state series events is permitted, provided:

1) they are in good taste and reflect good sportsmanship in their message and use.

2) they reflect identification and encouragement to participants and their school and/or community.

3) they are not displayed on the field of play or in a manner which interferes with competition (this will be determined by Meet Management);

4) they do not obstruct the view of participants or spectators; and,

5) they are not safety hazards (as determined by meet management).

State Final Signs and Banners are the property of the IHSA. IHSA and Peoria High School will prosecute those caught attempting to vandalize the Fence of Fame and the starting box numbers that hang above the team boxes at the starting line.

C. **Pets:** Individuals are prohibited from bringing any type of pet to the State Final, except accredited service animals and seeing-eye dogs. Please share this information with your parents and fans.

D. **Cooking Grills:** By order of the fire marshal, cooking grills operated by the general public are not allowed in the park on the day of the Cross-Country state final meet.

E. **State Final Practice:** **Friday, November 8 at 2:00 p.m.**

Unauthorized timed (or untimed) races are prohibited on the state final course in the state final Saturday and on days preceding the state finals. Additionally, when meet management declares the course open for practice, only the state qualifiers and coaches whose names appear in the IHSA



official List of Participant Declarations will be eligible to be on the course. This will include the week leading up to the state finals, including Friday and Saturday. The penalty for violating this rule will range from placing the offending school on probation up to immediate suspension and disqualification of the offending school, coaches and all qualifiers from participation in the current (and/or future) state finals. Final decisions relative to the severity of the consequences will be at the discretion of the IHSAA Cross Country Administrator.

F. Media Space Requirements:

1) Space shall be set aside to provide for news media representatives covering the state series from newspapers, news gathering Internet sites, radio stations, commercial television stations and/or cable television stations, according to the IHSAA Policies and Procedures Regarding News Media Credentials and Working Assignments for IHSAA State Series.

2) Radio and TV Applications & Fees: It is the responsibility of the Local Manager to accept applications, approve requests to originate, collect proper rights fees payments (where required) and make cancellation refunds for payments, according to the IHSAA TV and/or IHSAA Radio Broadcast Policy.

a) Television Rights Fees for all levels of competition below the State Final level shall be paid to the host school and shall become part of the revenue to be shared by the member school(s) and the Association according to the financial terms stipulated in these Terms and Conditions.

b) Radio Broadcast Rights Fees are not required for any level of competition in this series. Local Managers shall permit radio play-by-play originations of the competition according to the IHSAA Broadcast Policy.

c) Television and/or Radio Stations which do not apply in advance, or do not pay required rights fees prior to the start of competition, in each respective level in this state series shall not be given credentials nor allowed access to the facility to originate. Sponsors of the originations for television and radio shall be only those so stipulated in the respective IHSAA Television and Broadcast policies.

G. Video Replay and Television Monitoring Equipment:

Use of video replay or television monitoring equipment other than the official equipment approved by the IHSAA (or meet manager) shall not be used to make decisions related to the state series meets. Only IHSAA state meet officials, including the games committee (when called upon by the meet referee to do so), will have the authority to review official video results. It is also required for the host to have available a finish line camera for the purpose of "required official video review" at all regional and sectional meets. Video review will be used as the primary method of determining the outcome of all races at the regional, sectional and state final meets. The Meet Referee and IHSAA officials will review the finish line video of each regional, sectional and state final race to facilitate accurate scoring of each race. At regional and sectional events elaborate, multi-camera systems are not necessary. A single, well positioned camera should be satisfactory. Host schools must consult the meet referee to determine the appropriate position and angle of the finish line camera.

H. **Tobacco/Liquid Nicotine Products:** The use of tobacco or liquid nicotine products in any competition area, either during a practice or while a contest is in progress, or affiliated property of any IHSAA state series contest by any coach, player, any other person connected with a team, or fan shall be prohibited. State series hosts are required to make all state series contest sites and any affiliated property, including parking lots, fan accommodation areas, and other school or

event venue property, tobacco/liquid nicotine free zones on the date or dates of any IHSAA event being held at the site.

I. Use of Inhalers

A student with asthma may possess and use his/her medication during an IHSAA competition, while under the supervision of school personnel, provided the school meets the outlined procedures of self-administration in the Illinois School Code.

J. Alcoholic Beverages and IHSAA State Series Events

The possession, distribution, sale and/or consumption of alcoholic beverages are prohibited at the site and on any affiliated property of any IHSAA state series contest. State series hosts are required to make all state series contest sites and any affiliated property, including parking lots, fan accommodation areas, and other school or event venue property, alcohol free zones on the date or dates of any IHSAA event being held at the site. Violation of this policy by an event host will subject the host to a penalty for violation of IHSAA By-law 2.020. Such penalty may include but not necessarily be limited to prohibition against subsequent event hosting assignments. Violation of this policy by a non-hosting member school will subject the school to penalty for violation of IHSAA By-law 2.020. Patrons of any IHSAA state series contest determined to be in violation of this policy will be removed from the premise, and law enforcement officials will be called as warranted. No ticket refunds will be granted in such cases.

X. AWARDS

A. Regional:

1) Individual: Medals will be awarded to the first five (5) placing runners.

2) Team: A plaque will be awarded to the first-place team.

B. Sectional:

1) Individual: Medals will be awarded to the first ten (10) placing runners.

2) Team: A plaque will be awarded to the first-place team.

C. State Final:

1) Individual: Medallions will be awarded to the first twenty-five (25) placing runners.

2) Team: Trophies will be awarded to the first, second and third place teams. 20 total team medallions will be awarded to each of the top three teams. Fourteen (14) medallions will be presented to runners of each placing team. Two (2) coaches' medallions and one (1) Athletic Trainer medal will be presented to coaches of each placing team. In addition, one (1) Superintendent, one (1) Principal and one (1) Athletic Director's medallion will be presented to each of the placing teams. Coaches and administrator's medallions are not packaged separately and are included with the team medallions. It is the coach's responsibility to deliver administrator's medallions to the appropriate recipients.

3) Ties: If a team tie occurs for the first, second or third place, NFHS Rule 9-2-4 will be used to break the tie. (Compare the 6th place runner from the tying teams). Team ties for the top three team places must be broken.

4) **School Duplicate Awards:** Schools can find a Duplicate Awards order form for lost, broken, cooperatives, or dual campus schools in the online Cross Country Manual for Schools and Managers.



5) Awards Order Form for Ties only: for the Regional/Sectional Level order form is available in the Managers Section of the manual for Schools and Managers.

XI. OFFICIALS

A. Appointments and Fees: IHSA will assign TWO IHSA licensed track and field/cross country officials to work Regional and Sectional meets. The two officials shall consist of a Meet Referee to be paid a \$50.00 stipend per race and a Clerk/Starter to be paid a \$40.00 stipend per race. Officials will be paid through their ArbiterPay account the Monday following the meet.

B. State Final Official Fees: Meet Referee, Asst. Meet Referee \$120.00, Coordinator of Officials \$175.00, Starters \$50.00. Officials will be paid through their ArbiterPay account the Monday following the meet.

C. Mileage Reimbursement Policy: IHSA will pay mileage to Regional, Sectional and State Final Meet Referees and Clerk/Starters upon receipt of a mileage voucher submitted to the IHSA Office within 30 days of the contest. The Referee/Starter will receive \$.45 cents per mile for every mile over 70 miles for each round trip. Once officials have been assigned, the mileage voucher will appear in the Officials Center.

D. Volunteer State Final officials: Volunteers must login to their Officials Center where there will be a link to accept or decline a State volunteer contract. IHSA will not refer to Official's Availability calendars for this process. People who want to volunteer who are not a licensed Cross-Country Official must email Cheryl Lowery (clowery@ihsa.org) or David Mitchell (tnfficial@yahoo.com).



- August 12: Practice may begin
- August 13: First date of Officials Online Part 1 exam/Rules Presentation begin through the IHSA School & Officials Center.
Coaches can begin adding their roster to Athletic.net
- August 26: 1st Contest Date.
Cross Country Manual posted (School’s Center and Cross-Country Activity web pages).
School Participation Team/Individual Entry Deadline.

The policy for Original School Entry Deadlines, Late Entries, and Late Withdrawals shall be the policies and procedures regarding entry for all IHSA-sponsored sport/activities. For complete instructions, please login to the IHSA Schools & Officials Center with your Official Representative USER ID and Password. Click on the activity tracker and click the button to add sports for the upcoming year.

- September 17: Online Rules Presentation/Officials Exams deadline.
Official’s availability calendar deadline
Probation and Suspension calculated for Schools and Officials.
- September 18: Officials Assignment process begins.

IHSA Will ASSIGN Two (2) licensed officials for each Regional/Sectional for those who made themselves available through their Officials Center availability calendar

School Assignments will be posted mid-September
(School’s Center and Cross-Country Sport/Activity web pages)

October 21 MIDNIGHT DEADLINE:

Cross Country Roster declarations - Athletic.net
AND

Coaches Data Form via IHSA Schools Center; Sports/Activity Tracker

- October 26: IHSA Cross Country Regional Meets
<https://www.ihsa.org/Sports-Activities/Boys-Cross-Country/State-Series-Information-Results>.
- November 2: IHSA Cross Country Sectional Meets
<https://www.ihsa.org/Sports-Activities/Boys-Cross-Country/State-Series-Information-Results>.
- November 8: IHSA Cross Country State Final Practice/Coaches Meeting/School Packet Pick-up
- November 9: IHSA Cross Country State Meet
- December 4: Online Advisory Committee Meeting

The Athletic.net links listed below will provide AD's, coaches, and meet managers necessary instructions on how to complete the corresponding task. For additional questions, please use the "Contact Us" link at the bottom of the home page at athletic.net.

Attention Coaches: Please make sure your Athletic Director has access to your athletic.net account. They will need it, if you are hosting to obtain the rosters for your Regional and or Sectional.

- **How to set up an account:**
https://support.athletic.net/article/2ngw43npwr-creating-your-account-on-athletic-net?utm_campaign=header&utm_source=header&utm_medium=search
- **How to complete your team roster:**
<https://support.athletic.net/article/g3l6e4jp3z-uploading-a-roster>
- **How to establish your meet: calendar:**
<https://support.athletic.net/article/brvetv3jcz-adding-a-meet-to-your-calendar>
- **Submitting List of Participant Declarations.** The fourteen listed on roster declarations is the list from which you can select entries for each level of competition:
<https://support.athletic.net/article/978100e5y4-submitting-entries-for-a-cross-country-meet>
- **How hosts can upload meet results for Cross-Country:**
<https://support.athletic.net/article/4o8014t0b6-uploading-cross-country-results-2-upload-tab>
- **Athletic.net accepts the scoring program formats listed in this link:**
<https://support.athletic.net/category/wmk4c67szn-accepted-formats>
- **Quick Start Guide for Event Managers/Timers:**
<https://support.athletic.net/article/lil5s5h41q-quick-start-guide-for-event-managers-timers>



8/12/24–Mon., Week 6: Season Begins: Schools must establish/update their Athletic.Net account for this season.

8/26/24–Mon., Week 8: 1st Contest may be held: Boys & Girls may begin competing. During the regular season, meet hosts will be expected to import meet results to Athletic.Net

8/26/2024–Mon., Week 8: Fall Sports Entries due in Schools Center: Schools must notify the IHSA if they have cross country teams or individuals participating in the IHSA State Series. By this date, all participating schools must have an Athletic.Net account for their team and complete their team calendar.

9/13/24–Fri., Week 10: Boys and Girls Regional and Sectional Assignments will be released to the website. Schools will be able to view their Regional and Sectional assignments via the IHSA Cross Country webpages and Athletic.Net.

10/21/24–Mon., Week 16: Boys and Girls List of Participants (**LOP Due at midnight**). The same List of Participants will be used for both Regionals and Sectionals Using Athletic.Net, coaches must: Declare their 14-person roster for the state series and confirm they have competed in at least 6 contests to be eligible for Team Awards through the IHSA Schools Center Coach Data Form

10/22/24–Tues., Week 16: Regional Hosts & TSOs will have access to LOPs.

10/26/24–Sat., Week 16: All Boys and Girls Regionals will be Conducted. Boys and Girls Regional races will be conducted across the state. Hosts or TSO’s must import results to Athletic.Net

10/28/24–Mon., Week 17: Sectional Hosts or TSO’s can begin set up for their Sectional Meet. Sectional Managers will have access to qualifying teams/individuals through Athletic.Net

11/2/24–Sat., Week 17: All Boys and Girls Sectionals will be Conducted. Boys and Girls Sectional races will be conducted across the state. Hosts or TSO’s must import results to Athletic.Net

11/9/24–Sat., Week 18: All Boys and Girls State Final Races will be Conducted. The State Final TSO will import results to Athletic.Net. The top 3 teams and top 25 individuals for each gender and class will be viewable through the Cross Country pages on the IHSA website.

Regional, Sectional State Final Policy

The Meet Referee/Starter and Meet Manager have the authority to postpone or suspend a meet due to inclement weather. Inclement weather includes but is not limited to thunder, cloud to ground lightning, hail, and tornados. Wind, rain, and cold temperatures do not constitute inclement weather. The following protocol should be followed in regard to circumstances surrounding inclement weather.

- A. **If, prior to the start of the first race, inclement weather is in the area,** and it appears that it will interrupt a race, **wait until the inclement weather has cleared** (ensuring that there has been no thunder or lightning for at least 30 minutes) before starting any race. It is in the best interest of everyone not to start the race if inclement weather appears imminent.
- B. **If inclement weather occurs after the start of a race, three long blasts of an airhorn shall be used to notify coaches and runners.** Coaches, umpires, and meet personnel should then begin getting runners off the course and into a safe area. If there is thunder or lightning, seek shelter in a bus, vehicle or nearby shelter. Do not go under a tree or under tents with metal poles. Meet Managers should identify and communicate to coaches any nearby safe areas prior to the meet taking place.
- C. **If the race is suspended with the lead runner less than half-way through the course,** then there will be a **one-hour rest period.** After the rest period, the same runners will go back to the starting line and start the race from the beginning. The Meet Referee and Meet Manager should establish the half-way mark prior to the meet and communicate this information to coaches in advance.
- D. **If the race is suspended with the lead runner more than half-way through the course,** then there will be a **two-hour rest period.** After the rest period, the same runners will go back to the starting line and start the race from the beginning.
- E. **If the majority of the runners have finished** and the race has to be suspended due to inclement weather, **the results will stand if** the appropriate number of **team and individual qualifiers can be determined** per the Cross Country Terms and Conditions and **the last runners who have not finished do not affect the results of the top teams or individual qualifiers that advance.**
- F. **If the Meet Referee and Meet Manager feel that a race cannot be completed on the scheduled day,** then they must contact the IHSA Cross Country Administrator for further direction. When it is safe to resume, **every effort to complete the race on its scheduled day should be made.**



ADDITIONAL AWARDS ORDER FORM

- 1.) Please print and complete this form with Official Representative Signature.
2.) Please email completed form to Cheryl Lowery @ (clowery@ihsa.org).
3.) From this form, an invoice will be generated and emailed back to the school email address supplied.
4.) From the Invoice, mail invoice to the awards company with payment for awards

This form is to be used only if the school is purchasing awards for one of the following reasons (Check one)
Team Roster Exceeds the number allowed in the T&C's
Dual Campus
Broken-Replacement
Coop School
Lost-Replacement
State Awards: Music Sweepstakes
Sport or Activity: Year: Qty.: Place:
Gender: Girls Boys Co-Ed
Classification: 1A 2A 3A 4A 5A 6A 7A 8A No Classification
A AA MUSIC SWEEPSTAKES ONLY
Level of Competition: Regional Sectional Super-Sectional State
1-5 (\$6.00) 6-12 (\$9.00) 13-24 (\$12.00) 25-above (\$14.00)

Type of Award:
Team Plaque
Team Trophy
Medal/Medallion
Sweepstakes Medallion
Badminton Gold Shuttlecock and/or Riser
Laser Trophy Plate
Replacement Trophy Plate w/o lasering
Bat, Tennis, Golf Club Replacement
Ind. Event Medals (indicate Event name):
Ordered By (Print):
Job Title: Principal A.D. Off. Rep. Coach
School Name:
School Address:
City, Zip:
Phone Number:
Email Address:
Official Representative Name (Printed):
Official Representative Signature:



ADDITIONAL AWARDS ORDER FORM

Once this form is completed and returned to the IHSA, an invoice attached will be provided to the email provided.

Invoice must accompany payment! The awards company refers to the invoice to process awards orders.

Duplicate/Replacement Awards will only be shipped to the school.

Duplicate Awards Orders must be approved by the School's Official Representative

Trophy Letters & Figurine Replacement: Schools who need replacement letters or figurine(s) for older model trophies, please contact A & M Products direct at 815-875-2667.

Contact A&M direct for pricing and availability: 2008-2017 Figure and Plate Replacement Pricing:

- Gold State Champion-top figure (#1)
Gold State Champion-side figure (#1)
Gold State Runner-up-top figure (#1)
Gold State Runner-up-side figure (#1)
Gold State 3rd/4th Place-top figure (#1)
State 3rd/4th Place Gold-side figure (#2)
Gold Girls Soccer-side figure 3rd/4th (#3)
Gold Music Lyre-side figure 3rd (#3)

Pricing for Schools (INCLUDING MUSIC SWEEPSTAKES) Shipping not included:

Table with 3 columns: Finish, State Medallion, Reg./Sect Medal. Rows include Goldtone (1st), Nickel Silver (2nd), and Copper (3rd & 4th).

State Medallions and Reg./Sect. Medal Shipping Costs: 1-5 = \$6.00

- 6-12 = \$9.00
13-24 = \$12.00
25-above = \$14.00

Plaque/Trophy Pricing for Schools (Shipping included):

Table with 2 columns: Description, Price. Rows include Regional Champion Plaque (AM-260), Sectional and Super-Sectional Champion Plaque (AM-261), Third/Fourth place trophy (AM-558), and Champion/Runner-Up (AM-557/AM-557-1).

Plate Replacement Pricing:

Table with 2 columns: Description, Price. Rows include Plate Engraving charge for State Final Trophy, Replacement Black Plate for SF Trophy w/o lasering, and Bat, Tennis, Golf Club Replacement for All Figurines.

IHSA State Final Miniature Replica Trophy Order Form

Remit Payment payable to A&M Products with this completed order Form.

Price includes UPS shipping the total order to one address.

Trophy Dimensions: 11" High x 8" wide. White Lasered Acrylic sport inset, Lasered IHSA Seal & Sport Plate



Sport _____

School _____

Off. Rep./A.D. _____

Phone _____

Address _____

Email _____

City/Zip _____

Method of Payment: Check Number: _____

Purchase Order No. (if necessary): _____

Description	Gender (check one)			Place: Champion; Runner-up; Third; Fourth Place	Year Trophy Was Won	Class	Qty	Price per Item	Amount
	Girls	Boys	Coed						
11"x8" Walnut Trophy								\$75.00 ea.	
Number of Name Personalization's	Use Spaces Below for each name personalization								
								\$ 5.00 ea.	
								Order Total	

A&M Products

Contact: Andy Austin

Address: 575 Elm Place, P.O. Box 266

Princeton, IL 61356

Phone: (815) 875-2667

Fax: (815) 879-0400

Please make copies of the second page for additional personalization's.

IHSA State Final Miniature Replica Trophy Order Form

Remit Payment payable to A&M Products with this completed order Form.

Price includes UPS shipping the total order to one address.

Trophy Dimensions: 11" High x 8" wide. White Lasered Acrylic sport inset, Lasered IHSA Seal & Sport Plate



Name to Appear on Base Plate		
Name to Appear on Base Plate		
Name to Appear on Base Plate		
Name to Appear on Base Plate		
Name to Appear on Base Plate		
Name to Appear on Base Plate		
Name to Appear on Base Plate		
Name to Appear on Base Plate		
Name to Appear on Base Plate		
Name to Appear on Base Plate		
Name to Appear on Base Plate		

A&M Products

Contact: Andy Austin

Address: 575 Elm Place, P.O. Box 266

Princeton, IL 61356

Phone: (815) 875-2667

Fax: (815) 879-0400

Please make copies of the second page for additional personalization's.



Manager Information

2024-25 Academic School Year

Illinois High School Association



The following is information for you to refer to as hosts of a Regional and Sectional Cross Country Meets. Cross Country Managers should make themselves familiar with this section for the conduct of this event.

Communication:

Please send an email communicating the details of your meet to the schools assigned. The Regional and Sectional assignments can be found at the following links:

<https://www.ihsa.org/Sports-Activities/Girls-Cross-Country/State-Series-Information-Results>

<https://www.ihsa.org/Sports-Activities/Boys-Cross-Country/State-Series-Information-Results>

Awards

Approximately 2 weeks prior to your meet, the awards for your meet will arrive from A&M Products. Please inspect awards upon arrival from A & M Products, contact Andy Austin **IMMEDIATELY** (aaustinaandmproducts.com) for awards damage. Most awards can be replaced prior to the level of competition, if inspected upon arrival. A&M will submit a "damages claim" against the shipping company and cannot do so if the school waits months to contact us after the tournament for a replacement. Any replacement claims due to damages after the tournament will result in the school being billed for the replacement.

Officials Appointments and Fees:

IHSA will assign and pay the Meet Referee/Clerk-Starter. Officials assignments will be posted in the Schools Center under "H" IHSA State Series and ScoreZone Information link.

AED

Host schools must have an AED available and on-site at all IHSA post-season contests.

Meet Referee Checklist

A link to the Meet Referee checklist will be emailed to the Meet Referees AND Meet Managers to review prior to the meet.

Course and Equipment:

We trust that you will do everything possible to see that your course and equipment meet rules specifications. Be sure to double-check your poles and other pieces of equipment to ensure the safety of all participants. Pad any poles that runners could encounter. Information on marking the course is in the handbook. The IHSA appreciates the time it takes to have the equipment and course in readiness for your races.

Pre-Meet Setup Checklist

Provide Schools and Officials with any pertinent information like (2 weeks prior):

- Location, description and/or diagram of course, and chute
- Special ground rules or irregular terrain
- Time of competition (check in advance on potential ACT conflicts)
- Time Schedule of races
- Practice days and times course is available
- Parking for buses and fans
- T-shirt sales, costs, and licensed vendors
- Location/Availability of restrooms
- Names and phone numbers of school personnel
- Get phone numbers, bus times, and coaches' names of competing schools in case of emergency
- Spectator viewing areas and location
- Determination of games committee in accordance with NF rules
- Check-in times and locations
- Computer availability for reporting results
- Make sure you have informed coaches of the procedures for tornadoes or severe weather.



- Have plans for emergency situations if an ambulance is needed. Inform coaches in advance as to who is responsible for the payment of the ambulance service or other medical needs. Coaches may want to have names and phone numbers on file to use in an emergency.
- Finish/chute procedures must be sent to participating schools in advance

Secure Facilities

- Clear parking area for event
- Prepare directional signs for teams, spectators, officials, news media
- Plan for hospitality: concessions, merchandise sales, officials, media, and tournament workers (if applicable)
- Prepare signs and flags for marking the course
- Prepare the Finish/chute area for finish at the "mouth" (front) of the chute.
- Clearly mark the finish line (bright cones desired)
- Starting boxes should be 6-8 feet (when space is available.)
- Equipment/Supplies Needed
- Air horn and portable hand-held speaker for starter
- Check video equipment
- Check computer program
- Check PA system for working condition
- Pre-meet music and post-meet music
- Tape recorder or CD player
- Extra garbage cans in areas
- American and State of Illinois Flag
- Awards Have Been Inspected
- Prepare checker sheets and numbers for contestants. Determine if safety pins are needed
- Numbers for runners
- Awards Ceremony
- Host schools must have an AED available and on-site at all

Signage

- IHSAA signs
- Sportsmanship signs
- Souvenir sales signs
- Restroom signs
- Parking signs
- Concession signs

Sports Information

- Contact local media in advance of meet to arrange coverage (newspaper, radio, TV, Cable TV)
- Post information on school web site
- Press area on course (to cover meet and interview runners/coaches after meet)
- Photographers' area on course
- Upload/Post Results on Athletic.net

Concession Stand

- Coordinate workers
- Menu
- Cash box responsibilities
- Garbage cans
- Signage regarding social distancing and facial coverings around concession area

Officials/Meet Personnel

- Meet Referee/Clerk-Starter
- Finish Line Judges (be sure to have enough to pick places of the runners at the "mouth" of the chute.
- Games Committee (the members on this committee must be selected before the race begins)
- Other meet personnel, you should contact schools assigned to your meet to supply additional workers to help conduct your meet
- Get phone numbers of officials in case of emergency
- Other Optional Workers
- Assistant starter
- Finish judge
- Chute inspector
- Caller
- Checkers
- Course inspector
- Timers
- Public Address Announcer
- Trainer
- Phone number of hospital and ambulance service
- Training room open and location
- Training room services



Other

- Review IHSA Terms and Conditions

Race Day Checklist

Course and Equipment

- Check course markings, including finish line (Be sure of safety)
- PA announcements
- PA system hooked up
- Video set up
- Computer program set up
- Area Identified for games committee
- Areas identified for reporters and photographers
- Host Schools must have an AED available and on site at all IHSA post season contests.

Coaches Meeting

- Coaches packets and General Information about the meet takes place about 40 minutes before the first race. The meet referee should be present at this meeting to answers any questions.
- Meet Time Schedule
- Participants allowed on course
- Head Coaches & Meet Referee meeting at Finish Line
- Participant line up for the identification by the Clerk of the Course
- Instructions from the meet referee
- Race 1 begins
- Awards ceremony

Others

- Washrooms available
- Scorer area prepared
- Tables for souvenir sales from an IHSA Licensed Vendor
- Concession area prepared
- Water for teams provided by coaches
- Terms and Conditions available
- NFHS Track and Field Rule Book available

Post-Race

- Distribute awards:

REGIONAL AWARDS:

Individual: Medals will be awarded to the first five (5) placing runners.

Team: A plaque will be awarded to the first-place team.

Ties: If a team tie occurs for the first place, NFHS Rule 8-2-4 will be used to break the tie. (Compare the 6th place runner from the tying teams).

SECTIONAL AWARDS:

Individual: Medals will be awarded to the first ten (10) placing runners.

Team: A plaque will be awarded to the first-place team.

Ties: If a team tie occurs for the first place, NFHS Rule 8-2-4 will be used to break the tie. (Compare the 6th place runner from the tying teams).

- Results Uploaded to athletic.net:** Meet Managers must ensure that results are uploaded to Athletic.net by midnight on meet day.

- Financial Report:** File Interactive Financial report via the internet on the IHSA Schools Center Web Site.

- Complete the Awards Tie Order Form (If applicable) and fax it to the awards company at the number on the form:** Managers can find an order form for individual ties incurred at your meet in the online Cross-Country Manual for Schools and Managers or at the following link: [\(INSERT LINK\)](#)

Flags:

- The course should be marked by signs or flags clearly visible for a distance of 100 feet. These flags should be at least 6 feet above the ground.
- Flag Designations:**
 - a red flag indicates a turn to the left;
 - a yellow flag indicates a turn to the right;
 - a blue flag indicates a course straight ahead.

Lines:

- Turns and guidelines should be indicated by a line on the ground drawn with White Athletic Field Marker (Non-Caustic). The NFHS allows that the course be marked by a set of two parallel lines if meet management chooses to do so. Remember that if flags are also used in conjunction with two lines, it is always the flags that take precedent when defining the actual course. The time and effort put into the marking and placing of proper guides on the course will result in a better understanding by the coaches and runners.

Safety:

- It is recommended that in the interest of safety:
 - use rigid poles that are padded;
 - place the poles near natural boundaries such as trees and bushes;
 - have an official stationed by the flags and poles;
 - protect all metal chute posts with padding or wrap.
- Obstructions on the ground that might cause tripping should be removed from the path of the runners. These obstructions may result in serious fall and possible injuries.

Starting Line:

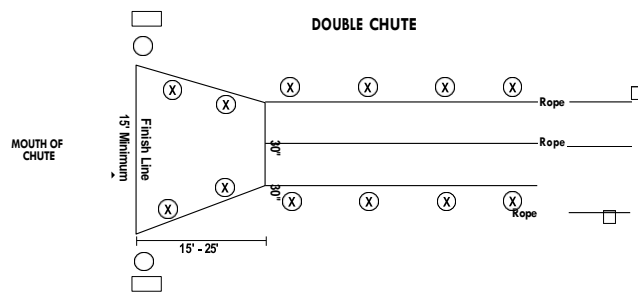
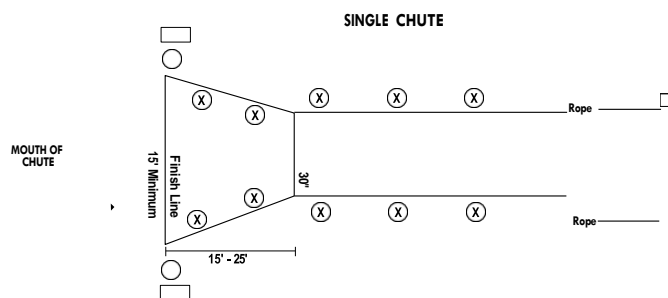
- The starting line should be placed so that there is a long straight-away before a turn is reached. A minimum of 300 yards should be available to the runners before there is a gradual narrowing. This allows the runners to become spread out before the turn. The straight-away at the start should be wide enough to accommodate all the teams and individual runners.

- The starting line should be drawn with White Athletic Field Marker (Non-Caustic), 2 inch wide, and placed at a right angle to the direction for the starting straight-away. It should extend a distance that provides that starting boxes are between 6 and 8 feet wide. If a number of single entries are in the meet, additional space on the starting line should be provided.

Finish Line:

- The finish should be at the end of a straight-away extending a distance of at least 150 yards. The finish line should be at the "mouth" of a rope funnel leading into a rope chute. The mouth of the funnel should be at least 15 feet wide. The chute should be 15-foot wide at the mouth and narrow down at least 15-25 deep. Give the runners ample space in the chute. The rope should be supported by stakes place approximately 20 feet apart. The stakes at each end should be driven in to ground or set in post holes. They should be solid enough to permit the rope to be drawn tight. They should be padded. **It is a requirement to have at least one camera set up to capture the finish of each regional/sectional race.**

Diagram of the Chute

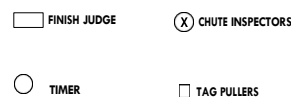


Length of chute: 15-25 feet or more **Width of chute:** 15 feet down to 30 inches **Height of rope:** 40 inches

Width of chute mouth: 15 feet

Posts at the finish line should be well padded.

Rope on each side of finish line for a distance of approximately six feet beyond the finish line should be wrapped to prevent rope burns. Posts should be placed approximately 20 feet apart.





Officials Needed on The Course/Meet Officials Duties

Make an inventory of the help needed and then proceed to organize the help. Do not hesitate to call upon other schools assigned to your meet to supply workers.

All officials and workers should be made thoroughly familiar with the duties and responsibilities. Typewritten instruction sheets, prepared in advance and placed in their hands, will remove the necessity of last-minute instructions.

Meet Referee (IHSA Assigns)

1. place the teams in proper position on the starting line after they have drawn for position by lot;
2. start the race;
3. act as referee of all decisions in the conduct of the race;
4. disqualify any runner for unsportsmanlike conduct or for any flagrant violation of the rules;
5. instruct the runners before the start of the race.
6. The referee must review the video of the finish of each race to score the event.

Clerk/Starter (IHSA Assigns)

1. assist the Starter;
2. assist at the starting line

Finish Judge (Host Assigns)

1. stand at the finish line and determine the proper order of contestants as they cross the finish line; have final authority on the order of finish.

The Finish Judges and the Chute Judges are responsible in seeing fairness prevail. It can get hectic when a jam-up occurs. The video cameras prevail most creditably in these circumstances. Use another official (assistant referee) to read the videos should a conflict arise. (This eliminates any time delays for the next race.)

Chute Inspector (Host Assigns)

1. supervise the runners in the chute. Any runner after crossing the finish line is entitled to his/her position in the line;
 2. assist in every way possible to see that each runner is properly checked in the order of his/her finish.
- The **"CHUTE" INSPECTORS** gather at the Finish Line and go over all finish procedures. Nothing is left to chance — the officials should be experienced in their duties. Track and Field officials registered with the IHSA are preferred.

Caller (Host Assigns)

1. be located in such a position at the finish line that he/she can clearly see the number of each contestant as they cross the finish line;

2. call the numbers of each contestant in the order of their alignment at the finish. The caller's voice should be of a quality that can be clearly understood by the checkers recording the finish. In the event more than one finisher crosses the finish line at the same time, the Finish Judge will determine the placing of the runners.

Procedures at the "End of the Chute"/Timing

1. You may consider using a "Caller" with a cellular phone that reads the competitors number when they reach the end of the chute. The cellular connects with an official inside the school building (where it is warm and quiet). This is the "Primary Method" for scoring.
2. Back-up systems are as follows:
 - a. The "Caller" has a tape recorder that identifies finishers.
 - b. Assistant to the "Caller" writes down the competitor's number.
 - c. Video Review in some form is required at all regional and sectional meets.
3. At the State Final, the "Timing Tape" is a back-up taken and recorded.

Checkers (Host Assigns)

It shall be the duty of the Checkers to record the order of the finish as given to them by the caller and/or finish judge(s). In case of a conflict in records, if two are in agreement, their records shall be recorded as official. If an agreement cannot be reached, the final decision shall be made by the referee.

Course Umpire/Inspector (Host Assigns)

1. observe the conduct and course of the runners during the race;
2. record the numbers of contestants that are in violation and report the infractions to the referee.

It shall be the duty of the Timers to time the winner of the race.

Numbers (Host Provides)

Numbers may be prepared from sign cloth, white window blind material or any other material durable enough to prevent safety pins from pulling out.

The manager should assign a number to each team and each runner on the team should be assigned a number in the order of his/her ability.

Example:

A team is assigned number 3. Then each runner on the team will bear the team number and, in addition, his/her number on the team. The members of the team, in order of their ability, would bear the following numbers on both the front and back:

3-1, 3-2, 3-3, 3-4, 3-5, 3-6, 3-7

This system of numbering simplifies the scoring at the end of the meet.



State Series Awards Delivery Information For Tournament Managers

1. Tournament Plaques/Trophies/Medallions will be shipped to the school sites directly from A & M Products via United Parcel Service. Please inform whoever receives your UPS deliveries to expect awards to arrive up to two weeks prior to the tournament and ask them to deliver the awards to you upon receipt. This is key in case we need to replace any damaged awards prior to your tournament.

STATE SERIES AWARDS WILL BE MARKED WITH A LIME GREEN LABEL SAYING "OPEN IMMEDIATELY"



UPON ARRIVAL – Please OPEN and INSPECT the awards upon arrival. Contact Andy Austin IMMEDIATELY (aaustinaandmproducts.com) for awards damage. Most awards can be replaced prior to the level of competition, if inspected upon arrival. A&M will submit a "damages claim" against the shipping company and cannot do so if the school waits months to make a claim after the tournament for a replacement. Any claims due to damages after the tournament will result in the school being billed for the replacement.

2. Be advised that **IHSA Tournament**, medals and plaques may be shipped separately and may not arrive at your tournament site on the same day. Please open boxes immediately to check contents, as medals **CAN** be in plaque boxes. **NOTE:** There are no medals given at Regional and/or Sectional Levels in the team sports of baseball, basketball, competitive cheerleading, football, soccer, softball and volleyball, and in the activities of Drama/Group Interpretation and scholastic bowl.
3. It is very likely that some awards (particularly trophies) will arrive in two or more boxes. They may not arrive on the same day but should be opened as they arrive.

Our awards supplier, A and M Products of Princeton, IL, often ships Regional and/or Sectional medals in the box with the plaque. **PLEASE CHECK THE PLAQUE BOXES CAREFULLY AND DO NOT DISCARD THEM UNTIL YOU HAVE DETERMINED THE MEDALS ARE NOT THERE!!**

4. Please check all trophies, plaques, etc.,
 - (1) Good condition and not damaged in any way.
 - (2) Awards are engraved with the proper sport, tournament level, year, etc.
 - (3) No missing medals/places

State Final Tournaments, medallions and trophies may be shipped separately and may not arrive at your tournament site on the same day. Please open boxes immediately to check contents, as medallions can be in trophy boxes.



TOURNAMENT MANAGERS: This form must be completed to order the ties awarded earned during your Regional/Sectional Tournament.

PLEASE COMPLETE AND FAX THIS DO DOCUMENT AT THE CONCLUSION OF YOUR TOURNAMENT SO MEDALIST DON'T HAVE TO WAIT LONG FOR THEIR AWARD (S).

Please return UNUSED TOURNAMENT medals to A & M Products, 575 Elm Place, Princeton, IL 61356

Tournament Location: _____ Competition Level: _____ Reg _____ Sect _____
Sport/Activity: _____ Gender (check one) [] Girls. [] Boys [] Co-ed
Tournament Manager's Name: _____
Tournament Manager's Phone Number: _____
Tournament Manager's Email Address: _____
Classification (check one): 1A [] 2A [] 3A [] 4A [] 5A [] 6A [] 7A [] 8A [] Unclassified []

A&M Products will mail orders for "Ties" directly to the School(s) indicated below.

TEAM PLAQUE

Place: _____ Recipient Town: _____
School (Must supply both): _____

Individual Event Medal Tie Requests

(*Pole Vault, Discus, Diving, 100 yd. Butterfly, Singles, Doubles, 102 lb.; Speech: IE, etc.)

Recipient Town & School: _____
Name of Recipient: _____ Place: _____
Event Name*: _____
Recipient Town & School: _____
Name of Recipient: _____ Place: _____
Event Name*: _____
Recipient Town & School: _____
Name of Recipient: _____ Place: _____
Event Name*: _____
Recipient Town & School: _____
Name of Recipient: _____ Place: _____
Event Name*: _____

Fax (815) 879-0400 or email (OfficeAssistant@aandmproducts.com) this completed form



General Information

2024-25 Academic School Year

Illinois High School Association

Emergency Action Plan (EAP)

In accordance with By-law 2.150, a school shall have on file for each student that participates (including practice) in interscholastic athletics a certificate of physical fitness issued by a licensed physician, physician's assistant or nurse practitioner as set forth in the Illinois State Statutes not more than 395 days preceding any date of participation in any such practice, contest or activity. As this By-law addresses pre-participation certification only, there is not a guideline or By-law in place to address release to interscholastic activity following an injury, with the exception of head injury/concussion. With the understanding that schools throughout the state have different needs and services available to them, this document was produced to provide guidelines on an athlete's return to activity following an injury.

Each school should have a written Emergency Action Plan (EAP) in place to address medical emergencies among athletes, staff, officials, and spectators, regardless of severity, occurring during a practice or competition. The plan should also address severe weather, fire, electrical failure, bomb threat, criminal behavior, or other possible emergencies. This plan should be developed to address the unique needs of the individual sport and venue.

EAP's should consist of the following components:

- Personnel
- Communication
- Equipment
- Emergency Medical Care
- Player Medical Information
- Game-day Responsibilities (includes appropriate sideline preparedness)
- Catastrophic Incident Plan

While each school's sports medicine/medical service needs and availability are different, guidelines should also be developed to assist the coaching staff on what injuries should be allowed to return to competition without a medical release. It is not practical to identify every situation or injury; however the following guidelines should assist the school/coaching staff on determining if the athlete should be allowed to return to activity without a release.

1. No swelling or deformity.
2. No headache, nausea, blurred vision, tingling, numbness or sensory changes.
3. Symmetrical (equal to the other side) joint range on motion and strength.
4. Ability to bear weight, without a limp, if injury occurs to the lower body.
5. Ability to complete full functional sporting activities without compensation.

Please remember that the majority of high school athletes are a minor. If there is a question as to their injury and ability to participate, the parents/guardian should be consulted.

Athletes that are unable to meet the above criteria should be encouraged to seek medical treatment prior to return to inter-scholastic activity. Those athletes that seek medical treatment should be required to provide a written medical release indicating their ability to participate. Without obtaining this release, the school may assume legal liability if the athlete is allowed to participate in activities not permitted by their medical provider.

A proper plan establishes accountability, should be comprehensive, yet flexible, practical, and easily understood. The written EAP must be revised, approved, distributed, and should be rehearsed regularly prior to every athletic season. The athletic department, administration, and sports medicine team share the responsibility to establish, practice, and execute the EAP.

A sample venue-specific is included as a part of this document, which was developed from portions of the third and fourth editions of National Federation of State High School Associations Sports Medicine Handbook. Persons interested in purchasing this handbook can do so at the following location: <http://www.nfhs.org/resources/publications/>



VENUE-SPECIFIC ACTION PLAN

VENUE

Sport: []
Location: []

EMERGENCY PERSONNEL

Present: []
On-Call: []

EMERGENCY EQUIPMENT LOCATION ON-SITE

Nearest AED: []
First Aid Kit: []
Items for proper care of blood-borne pathogens: []
Ice or chemical ice packs, water and towels: []
Player Medical Information: []
Other equipment as deemed necessary by local circumstances and qualifications of available personnel: []

COMMUNICATION

Access to 911: []
Access to on-call emergency medical personnel: []

ROLE OF FIRST ON THE SCENE:

- 1. Control scene (gain access to athlete)
2. Initial assessment (to determine breathing, consciousness, pulse status)
3. Detailed assessment (to determine extent of injury/illness)
4. Send designated coach to summon help if needed:
a. EMS: Call 911
b. Athletic Trainer: Call Athletic Training Room or Cell: []
5. Initiate immediate care to the sick or injured athlete

EMS ACCESS:

If EMS is called provide directions/access to scene
Directions to site/location: []

Open access gates
Designate individual to meet EMS at entrance



Sports Medicine

IHSA Protocol for Implementation of NFHS Sports Playing Rule for Concussions

“Any athlete who exhibits signs, symptoms, or behaviors consistent with a concussion (such as loss of consciousness, headache, dizziness, confusion, or balance problems) shall be immediately removed from the contest and shall not return to play until cleared by an appropriate health care professional.”

The above language, which first appeared in all National Federation sports rule books for the 2010-11 school term, reflects a strengthening of rules regarding the safety of athletes suspected of having a concussion, but not a revision in primary responsibilities in these areas. Previous rules required officials to remove any athlete from play who was “unconscious or apparently unconscious.” This revised language reflects an increasing focus on safety, given that the vast majority of concussions do not involve a loss of consciousness. However, the revised language does not create a duty that officials are expected to perform a medical diagnosis. The change in rule simply calls for officials to be cognizant of athletes who display signs, symptoms, or behaviors of a concussion from the lists below and remove them from play.

NOTE: The persons who should be alert for such signs, symptoms, or behaviors consistent with a concussion in an athlete include appropriate healthcare professionals, coaches, officials, parents, teammates, and, if conscious, the athlete him/herself.

Definition of a Concussion

A concussion is a traumatic brain injury that interferes with normal brain function. An athlete does not have to lose consciousness (be “knocked out”) to have suffered a concussion.

Behavior or signs observed indicative of a possible concussion

- Loss of consciousness
- Appears dazed or stunned
- Appears confused
- Forgets plays
- Unsure of game, score, or opponent
- Moves clumsily
- Answers questions slowly
- Shows behavior or personality changes
- Can’t recall events prior to or after the injury

Symptoms reported by a player indicative of a possible concussion

- Headache
- Nausea
- Balance problems or dizziness
- Double or fuzzy vision
- Sensitivity to light or noise
- Feeling sluggish
- Feeling foggy or groggy
- Concentration or memory problems
- Confusion

This protocol is intended to provide the mechanics to follow during the course of contests/matches/events when an athlete sustains an apparent concussion. For the purposes of this policy, appropriate health care professionals are defined as: physicians licensed to practice medicine in all its branches in Illinois and certified athletic trainers.

1. During the pre-game conference of coaches and officials, the official shall remind the head coaches that a school-approved appropriate health care professional (who meets the description above) will need to clear for return to play any athlete removed from a contest for an apparent head injury.
2. The officials will have no role in determining concussion other than the obvious situation where a player is unconscious or apparently unconscious as is provided for under the previous rule. Officials will merely point out to a coach that a player is apparently injured and advise the coach that the player should be examined by the school-approved health care provider.
3. If it is confirmed by the school’s approved health care professional that the student did not sustain a concussion, the head coach may so advise the officials during an appropriate stoppage of play and the athlete may re-enter competition pursuant to the contest rules.
4. Otherwise, if an athlete cannot be cleared to return to play by a school-approved health care professional as defined in this protocol, that athlete may not be returned to competition that day and is then subject to his or her school’s Return to Play (RTP) protocols before the student-athlete can return to practice or competition.
5. Following the contest, a Special Report shall be filed by the contest official(s) with the IHSA Office through the Officials Center.
6. In cases where an assigned IHSA state finals event medical professional is present, his/her decision to not allow an athlete to return to competition may not be over-ruled.

Additional information regarding concussion has been made available to IHSA member schools and licensed officials and can be accessed on the IHSA Sports Medicine website at <http://www.ihsa.org/Resources/SportsMedicine.aspx>



Concussion Information

Return to Play (RTP) and Return to Learn (RTL)

Background: With the start of the 2010-11 school term, the National Federation of State High School Associations (NFHS) implemented a new national playing rule regarding potential head injuries. The rule requires “any player who exhibits signs, symptoms, or behaviors consistent with a concussion (such as loss of consciousness, headache, dizziness, confusion, or balance problems) shall be immediately removed from the game and shall not return to play until cleared by an appropriate health care professional.” In applying that rule in Illinois, it has been determined that only certified athletic trainers, advanced practice nurses (APN), physician’s assistants (PA) and physicians licensed to practice medicine in all its branches in Illinois can clear an athlete to return to play the day of a contest in which the athlete has been removed from the contest for a possible head injury.

In 2015, the Illinois General Assembly passed the Youth Sports Concussion Safety Act, and this legislation, among other items, required schools to develop Concussion Oversight Teams and create Return to Play (RTP) and Return to Learn (RTL) protocols that student-athletes must meet prior to their full return to athletic or classroom activity.

Mandatory Concussion Education

Required concussion education for all athletic coaches and marching band directors is another component of the Youth Sports Concussion Safety Act passed by the Illinois General Assembly in the fall of 2015.

The IHSA program includes two video presentations and other supplementary materials that ALL high school athletic coaches, marching band directors, and Concussion Oversight Team members need to review prior to taking a required exam over the curriculum. Individuals will be required to demonstrate proficiency on the exam by scoring at least 80% in order to serve as an athletic coach or marching band director at an IHSA member school.

The program offers training in the subject matter of concussions, including evaluation, prevention, symptoms, risks, and long-term effects. Coaches will be able to access the program after logging into the IHSA Schools Center and clicking on the “CON” tab, which will be located under the ‘Departments’ heading on the Schools Center homepage.

For more information on the Youth Sports Concussion Safety Act, including specific requirements of the law and other concussion education providers besides IHSA, individuals can access Sports Medicine resources on the IHSA website at <http://www.ihsa.org/Resources/SportsMedicine.aspx>.

For those first adopters of this training, new curriculum from the IHSA/IESA is expected to be released in March of 2018 so those whose training will expire in 2018 will be able to remain in compliance with the law.

IHSA Severe Weather Safety Guidelines

To be used during any IHSA state series contest

When thunder is heard, or a cloud-to-ground lightning bolt is seen, the thunderstorm is close enough to strike your location with lightning. Take shelter immediately.

Lightning is one of the most consistent and underrated causes of weather-related deaths or injury in the United States. Nearly all lightning-related injuries occur between the months of May and September and between the hours of 10:00 a.m. and 7:00 p.m. Therefore, the greatest concern for injuries in an outdoor contest appears to be during that time, though it can happen any time of year.

It is essential that local managers, competing schools, and contest officials establish dialogue in advance of contests or events to ensure that all involved are aware of what the plan will be in determining whether or when to suspend play. Local managers are encouraged to share their plan with competing schools and assigned contest officials prior to the start of the tournament/event.

If competing schools have portable devices they will be bringing to a contest/event and/or have specific policy or directions from their administration that they must follow, the school must communicate those to the tournament manager. Tournament managers must know the policies of each school assigned to their tournament or event prior to its start.

PROACTIVE PLANNING

1. Assign staff to monitor local weather conditions before and during practices and contests
2. Develop an evacuation plan, including identification of appropriate nearby safer areas and determine the amount of time needed to get everyone to a designated safer area:
 - a. A designated safer place is a substantial building with plumbing and wiring where people live or work, such as a school, gymnasium or library. An alternate safer place from the threat of lightening is a fully enclosed (not convertible or soft top) metal car or school bus.
3. Develop criteria for suspension and resumption of play:
 - a. When thunder is heard, or lightning is seen*, the leading edge of the thunderstorm is close enough to strike your location with lightening. Suspend play for at least 30 minutes and vacate the outdoor activity to the previously designated safer location immediately.
 - b. 30 minutes rule. Once play has been suspended, wait at least 30 minutes after the last thunder is heard or lightning is witnessed* prior to resuming play.
 - c. Any subsequent thunder or lightning* after the beginning of the 30-minute count will reset the clock and another 30-minute count should begin.
 - d. When lightning-detection devices or mobile phone apps are available, this technology could be used to assist in making a decision to suspend play if a lightning strike is noted to be within 10 miles of the event location. However, you should never depend on the reliability of these devices and, thus, hearing thunder or seeing lightning* should always take precedence over information from a mobile app or lightning-detection device.
*- At night, under certain atmospheric conditions, lightning flashes may be seen from distant storms. In these cases, it may be safe to continue an event. If no thunder can be heard and the flashes are low on the horizon, the storm may not pose a threat. Independently verified lightning detection information would help eliminate any uncertainty.
4. Review the lightning safety policy annually with all administrators, coaches and game personnel and train all personnel.
5. Inform student-athletes and their parents of the lightning policy at start of the season.

EVACUATION PLAN

Safe Areas: All personnel, athletes and spectators should be clearly informed of available safe structures or shelters in the event a thunderstorm approaches. A safe structure is any fully enclosed building frequently used by people. In absence of that – athletes and spectators should go to any vehicle with a hard metal roof. Roll up the windows and do not touch the sides of the vehicle. If no safe structure or vehicle is available, find a thick grove of small trees surrounded by taller trees or a dry ditch. Assume a crouched position on the ground with only the balls of your feet touching the ground. Wrap your arms around your knees and lower your head. Minimize contact to the ground since lightning often travels through the ground.

Avoid: Tall trees or objects like light poles or flagpoles, individual trees, standing pools of water and open fields. Also avoid being the highest object on the field. Do not take shelter under trees. Avoid bathrooms if another building is available, and do not use a land-line telephone. A cellular phone or portable phone is a safe alternative if in a secure shelter or vehicle.

Resuming Activity: The NSSL (National Severe Storms Laboratory) recommends that everyone should wait at least 30 minutes after the last flash of lightning or sound of thunder before returning to the field or activity.

Wet Bulb Globe Temperature

These requirements represent minimum standards that IHSA member schools must follow for all athletic activities and competitions, both outdoors and indoor facilities that are not airconditioned. Schools with more restrictive guidelines are not expected to modify any pre-existing guidelines in order to meet this policy. These guidelines will also be used by managers or their designees at all IHSA state series events when the Wet Bulb Globe Temperature (WBGT) is above 80 degrees Fahrenheit. Decisions to suspend and resume activity will be in accordance with these guidelines.

Pre-Practice Preparation:

1. Thirty minutes prior to the start of an activity, and minimally every 30 minutes after the start of the activity, temperature and humidity readings will be taken at the site of the activity. Using a Wet Bulb Globe Thermometer is required.
2. Record the readings in writing and maintain the information in files of the tournament manager and/or host school administration. Tournament managers may designate someone other than themselves to take these readings.
3. Provide cooling stations such as shade, ice towels, misting fans, etc. for before, during, and after activity.
4. Provide ample amounts of water. This means water should always be available and athletes should be able to take in as much water as they desire.

Use the Table 1 (see below) with an on-site WBGT reading for appropriate exercise modifications during exercising in the heat:

Cat 2	Activity Guidelines
< 79.9	Normal Activities – Provide at least three separate rest breaks each hour with a minimum duration of 3 min each during the workout.
80.0 - 84.5	Use discretion for intense or prolonged exercise; Provide at least three separate rest breaks each hour with a minimum duration of 5 min each. Cold Water Immersion must be available. (see below)
84.6- 87.5	Maximum practice time is 2 hr. Contests may conclude if the temperature moves to orange mid-game with the required breaks provided. No new contests may be started if the temperature is in this range. For Football: players are restricted to helmet, shoulder pads, and shorts during practice. If the WBGT rises to this level during practice, players may continue to work out wearing football pants without changing to shorts. For All Sports: There must be 20 min of rest breaks distributed throughout each hour of practice. Cold Water Immersion must be available. (see below)
87.6 - 89.9	Maximum practice time is 1 hr. For Football: No protective equipment may be worn during practice, and there may be no conditioning activities. For All Sports: There must be 20 min of rest breaks distributed throughout the hour of practice. Cold Water Immersion must be available. (see below) Consider postponing games or practices until a cooler time of day.
> 89.9	No outdoor workouts. Delay practice until a cooler WBGT is reached.

Treatment of Exertional Heat Stroke and Cold-Water Immersion:

In the event of potential Exertional Heat Stroke (EHS), each school participating in interscholastic sports shall be properly prepared and equipped to activate EMS and initiate rapid whole-body cooling using an evidence-based cooling modality. The current best practice for the treatment of exertional heat stroke is rapid whole-body cooling via Cold Water Immersion (CWI) on-site followed by transport to advanced medical care (Cool first transport second). If whole-body CWI is not readily available, alternate evidence-based whole-body cooling techniques can be utilized (e.g. TACO method). The best practices shall be carried out by a licensed athletic trainer, designated healthcare provider, or EMS provider. In the event that these medical providers are not available and heat illness is suspected, cooling should be initiated until advanced medical personnel arrives.

The cooling modality shall be ready for immediate use when WBGT is at or above 80F. At WBGT temperatures below 80F the cooling modality should be readily available.

Cooling Methods Due to Heat Related Illness

Exertional heat stroke (EHS) is relatively uncommon among exercise associated medical conditions but is a frequent cause of exercise related death. The majority of evidence shows that early institution of body cooling is the most effective method of decreasing mortality in EHS. The following contains recommendations regarding the methods of body cooling, including tubs, ice bags, iced towels (towels with water that have been frozen) water, fans, and shade. The recommendations are classified as essential (foundational to the implementation of treatment, should have resources and personnel directed towards implementation), and desirable (important in maximal implementation, should have resources and personnel directed towards implementation as budget and resources allow). The recommendations are only guidelines, are not intended as a standard of care, and should not be considered as such. These guidelines should only be considered in the care of athletes who can be expected to be at risk of EHS due to the sport or the environmental situation of the activity. Sports especially at risk include football with and without equipment, soccer, and long distance track. Other sports and activities, such as cycling, golf, baseball, tennis, track and field, and band, may also be at risk due to long duration exposure to extreme environmental conditions.

It is essential that member schools and school administrators/officials:

- Establish a written plan coordinated with local EMS for emergency treatment of EHS that includes transport to a hospital and conduct drills in the implementation of the plan as practicable.
- Know how to assess environmental conditions and determine when extreme conditions exist.
- Identify a specific spot at the athletic facility that has shade.
- Have immediate access to ice and bags to contain ice.
- Have access to water, and provide water breaks as outlined in the IHSA Managing Heat and Humidity Policy.
- Know the most effective sites for application of ice to the body.
- Obtain and use, when environmental conditions are determined to be extreme, a tub or pool, filled with water and ice before activity begins, to be used in body immersion for maximal cooling, and have personnel trained in this technique.

It is desirable that member schools and school administrators/officials:

- Have a certified athletic trainer (ATC) on staff, as budget and resources allow, to develop and implement these guidelines.
- Have immediate access to water.
- Provide shade breaks.
- Provide fans when environmental conditions are determined to be extreme.
- Have close access to an air conditioned room.
- Have access to and use iced towels that can be rotated to appropriate areas of the body, including the axilla, groin, and back of the neck.

Resources

1. Procedure for Avoiding Heat Injury/Illness through Analysis of Heat Index and Restructuring of Activities and Recommendations for Cooling Methods Due to Heat Related Illness. Kentucky Medical Association/Kentucky High School Athletic Association. 2010.
2. Binkley HM et al. NATA Position statement: Exertional heat illness. J Ath Training 2002; 37: 329-343.
3. Casa DJ et al. Survival strategy: Acute treatment of exertional heat stroke. J Strength Conditioning Res 2006; 20: 462.
4. Armstrong LE et al. ACSM position stand: Exertional heat illness during training and competition. Med Sci Sports Exerc 2007; 41: 556-572.
5. Model Policy for Managing Heat & Humidity. Michigan High School Athletic Association. 2013.



INTERNET VIDEO BROADCASTING INFORMATION

The advent of greater broadcasting technology has brought about many new potential internet broadcasting partners who may contact you seeking to broadcast the postseason IHSA events you host.

The IHSA's official broadcast partner, the NFHS Network, has the first right to exclusively broadcast any postseason IHSA event. If your school streams on the NFHS Network, via either the School Broadcast Program or a fixed Pixellot camera system in your gym or stadium, then you are encouraged to exclusively stream any/all postseason games you host. Additionally, if an NFHS Network school competing in the postseason tournament you are hosting would like to broadcast on the NFHS Network, they should be given exclusivity to do so as well. The NFHS Network also partners with several third party media companies, who should be granted the same exclusivity to broadcast as a school.

If you as the postseason host are not an NFHS Network school, and no competing school contacts you about broadcasting on the NFHS Network, at that point, a third party can be granted the rights to broadcast the event on the internet. In this instance, a broadcast rights fee is due to the IHSA. The internet streaming fee schedule is listed below. Potential broadcasters should be directed to complete and submit the IHSA Broadcast Application form from the IHSA website (TV fee schedule also located in this application), which can be found here: www.ihsa.org/documents/media/Video%20Ap.pdf

If at any time you ever have questions on the fees or any other matters related to broadcasting or media, please email/call Matt Troha at the IHSA office (mtroha@ihsa.org or 309-663-6377).

INTERNET VIDEO BROADCAST RIGHTS FEE SCHEDULE

BOYS BASKETBALL

- Per Regional Game-\$125
- Per Sectional Game-\$150
- Per Super-Sectional Game-\$225

GIRLS BASKETBALL

- Per Regional Game-\$125
- Per Sectional Game-\$150
- Per Super-Sectional Game-\$225

FOOTBALL

- Per 1st Round Playoff Game-\$250
- Per 2nd Round Playoff Game-\$325
- Per Quarterfinal Playoff Game-\$400
- Per Semifinal Playoff Game-\$475

ALL OTHER SPORTS

- Per Regional Game/Meet-\$75 Per Sectional Game/Meet-\$100
- Per Super-Sectional Game/Meet-\$150

VOLLEYBALL

- Per Regional Game-\$100
- Per Sectional Game-\$125
- Per Super-Sectional Game-\$150

SWIMMING & DIVING

- Per Sectional Meet-\$250

TRACK & FIELD

- Per Sectional Meet-\$250

WRESTLING

- Per Regional meet-\$200
- Per Sectional meet-\$325

Please contact Matt Troha (309-6336-377) at the IHSA or any questions related to this document.



For IHSA Tournaments

Effective February 18, 2015

The use of unmanned aerial vehicles ("UAV"), also known as drones, is prohibited for any purpose by any persons at IHSA tournament venues. Tournament management shall refuse admission or entry to anyone attempting to use a UAV; and if necessary, tournament management shall remove anyone attempting to use a UAV and/or confiscate the UAV until the event has been completed.

For purposes of this policy, a UAV is any aircraft without a human pilot aboard the device.

An exception to this policy may be made in specific cases for IHSA broadcast partners, provided the management of the tournament facility permits the presence of UAVs for broadcast purposes under the control of the IHSA.



IHSA LICENSED VENDOR

SCHOOL INFORMATION:

Please read the entire Trademark Use and Royalty Policy for full disclosures.

- By virtue of membership, schools are granted a license to use the IHSA Trademarks on or in connection with IHSA State Series Events. Member schools may produce their own programs or merchandise in accordance with the terms of the Trademark Use and Royalty Policy.
- Any writing or merchandise produced in connection with IHSA State Series Events must conspicuously display the IHSA name and at least one logo.
- Member schools contracting with an outside vendor to have programs or merchandise produced in connection with IHSA State Series Events are required to use IHSA licensed vendors.
- Member schools advancing to an IHSA State Final and choosing to have merchandise produced in connection with that event, must use Minerva Sportswear. The IHSA has a contract with this company to be the exclusive IHSA State Final Merchandise Vendor.
- A member school may use any IHSA Licensed Vendor.
To see the approved list, visit the IHSA website at <http://www.ihsa.org/Resources/Merchandise/LicensedVendors.aspx>.

VENDOR INFORMATION:

Please read the entire Trademark Use and Royalty Policy for full disclosures.

- Any printed material or merchandise produced in connection with IHSA State Series Events, must conspicuously display the IHSA name and at least one logo.
- IHSA marks and logos can only be utilized by those who are granted a license by the IHSA.
- Member schools contracting with an outside vendor to have programs or merchandise produced in connection with IHSA State Series Events must use an approved IHSA licensed vendor.
- IHSA licensed vendors can sell licensed material to any IHSA member school.
- IHSA licensed vendors cannot produce merchandise in conjunction with an IHSA State Final. The IHSA has an exclusive State Final Merchandise Vendor contract.
- Licensed publication vendors pay the IHSA a 5% royalty of gross advertising sales, and licensed merchandise vendors pay the IHSA an 8% royalty of gross merchandise sales (based on sale of the finished product) - Royalty Report.
- For unlimited events, vendors can be licensed by the IHSA and utilize the IHSA name and logos for an entire year for a \$500 annual fee; or
- For limited events, vendors can be licensed by the IHSA and can utilize the IHSA name and logos for a single event, up to three events in a year, for \$50 per event or \$100 for three events.

Applying to be an IHSA Licensed Vendor (unlimited events):

1. Submit a completed Licensed Vendor Application for approval;
2. Once approved, sign the IHSA Vendor License Agreement; and
3. Pay the annual licensing fee of \$500.

Applying to be an IHSA Licensed Vendor (limited events):

1. Contact the IHSA office for approval;
2. Once approved, sign the IHSA Limited Use Vendor License Agreement; and
3. Pay the single event fee of \$50 or \$100 for three events.

For additional information regarding Licensing and Royalty, contact Tammy Craig at 309-663-6377, or visit the IHSA website at <http://www.ihsa.org/Resources/Merchandise/LicensedVendors.aspx>.

School's Responsibility: Sportsmanship



SCHOOL'S RESPONSIBILITY TO AN OFFICIAL PRIOR TO THE SEASON

1. Send a reminder card or email to the officials after you have them scheduled.
2. Reminder should include date of contest, time, level, location and sport. Even though many schools and conferences have assignment chairpersons, sending a reminder is highly recommended. When an official does not show, people in your community won't know who the assignment chairperson is, but they do know the athletic director. Avoid embarrassment.
3. Have a standard wage scale set for your different sports and levels and a method in place to raise the pay periodically.
4. If possible, let the working officials know who their partner(s) will be.
5. Hire police and security along with medical assistant or athletic trainer coverage for events whenever possible.
6. Set a policy with your school board on fan, coach and player behavior.
7. Make sure all officials have a contract that is signed by your school—preferably by the principal or IHSA Official Representative.

SCHOOL'S RESPONSIBILITY TO AN OFFICIAL PRIOR TO THE CONTEST

1. Prior to the contest, provide the officials with directions and inform them of any special activities that might be occurring (i.e., Homecoming, Senior Night, etc.)
2. Give the official a number they can call in case of an emergency or postponement due to weather.
3. Have competent workers assigned at all contests (scorers, announcers, chain crew, etc.). These people are of great assistance to the official during the contest.
4. Have a host assigned to meet the officials as they arrive. The host should do the following for the officials:
 - a. Provide a reserved parking space.
 - b. Meet officials and take them to the dressing room.
 - c. Have refreshments available for halftime and postgame.
 - d. Ask for any additional needs.
 - e. Introduce the officials to those game workers pertinent to the contest (i.e., scorer, announcer, chain gang, etc.).
 - f. Get the proper pronunciation of officials' names so they are correct when given by the public address announcer.
5. Athletic director should discuss with the officials any special events, conference rules, national anthem time, etc. that would affect the game.
6. Provide the officials with the name of the adult supervisor for that contest and where that person can be found in the event a challenging situation should occur.
7. Make officials aware of location of an athletic trainer or other first responders during the contest. Have a doctor on site when possible (especially at football contests).
8. Make sure all bench personnel are properly attired.
9. Do a check on game scoreboards and lighting systems prior to the game or contest.
10. Make sure the playing area is properly marked and meets National Federation guidelines for that contest.
11. Provide appropriate secured dressing area and hot water showering facilities.

SCHOOL'S RESPONSIBILITY TO AN OFFICIAL DURING THE CONTEST

1. Insist coaches display good sportsmanship and are proper examples for your players and crowd.
2. Have your public address announcer or cheerleader read the IHSA sportsmanship statement and remain unbiased during contest.
3. Make sure the event supervisor understands the duties and responsibilities pertinent to that contest.
4. Make sure the playing area is maintained during halftime of each contest. For wrestling, make sure the mat is properly cleaned and washed.
5. Help with adverse weather conditions; monitor accordingly.
6. Make sure proper crowd control is visible and in place. Good administrative control can prevent difficult situations.
7. Observe the crowd during the contest and prevent any disturbances that may occur.
8. Work with the official during the game regarding crowd control.
9. Retrieve the game ball at the end of the contest.
10. Escort the officials back to the dressing room at halftime and at the conclusion of the contest.

SCHOOL'S RESPONSIBILITY TO AN OFFICIAL AFTER THE CONTEST

1. Escort the officials safely back to the dressing room and parking lot.
2. Do not allow unauthorized persons in the dressing room after the game. This includes coaches.
3. Have refreshments available for the officials after the contest.
4. Be sure to thank the officials for their time and effort, regardless of the outcome of the game.
5. Make sure arrangements for paying the officials have been completed. It is preferable to pay the official the day of contest.
6. Ensure that officials are not confronted by anyone after the contest.

Do What's Right! Sportsmanship



DWR Expectations

1. Represent your school and community favorably through positive interaction with opposing fans and players before, during, and after the competition.
2. Use positive yells, chants, songs or gestures.
3. Display modesty in victory and graciousness in defeat.
4. Respect and acknowledge the integrity and judgment of officials.
5. Exhibit positive behavior in both personal interaction and social media comments.

Acceptable Behaviors

- During the National Anthem, students, participants and fans should remove any hats, face the flag, not talk, place the right hand on the heart, and remain still until the end of the anthem.
- Applause during introduction of players, coaches and officials.
- Players shaking hands with opponents while both sets of fans recognize player's performance with applause.
- Accept all decisions of the game officials.
- Spirit Participants lead fans in positive support.
- Handshakes between participants and coaches at the end of contests, regardless of the outcome.
- Treat competition as a game, not a war.
- Coaches/players search out opposing participants to recognize them for outstanding performance or coaching.
- Applause at the end of the contest for performance of all participants.
- Everyone showing concern for an injured player, regardless of the team.
- Encourage surrounding people to display sportsmanlike conduct.

Unacceptable Behaviors

- Disrespectful or derogatory yells, chants, songs or gestures.
- Booming or heckling an official's decision.
- Criticizing officials in any way; displays of temper with an official's call.
- Yells that antagonize opponents.
- Refusing to shake hands or give recognition for good performances.
- Blaming the loss of the game on officials, coaches or participants.
- Laughing or name calling to distract an opponent.
- Use of profanity or displays of anger that draw attention away from the game.
- Doing own yells instead of following the lead of spirit participants.