

PLAY SMART.  **PLAY HARD.**TM

2015-16

Girls Soccer

Manual for Schools



2015-16 Girls Soccer School Manual and Forms

I.	Table of Contents	
II.	Terms and Conditions	1-6
III.	Competing School Information	
	Important Deadlines and Dates	7
	School Information	8
	State Association Adoptions	9-10
	Do What's Right! Sportsmanship Criteria	11
	School's Responsibilities Towards Hosting Officials	12-13
IV.	Playing Rules	
	Post Season Tie-Breaker Procedure	14
	Emergency Action Plan	15-16
	Prevention of Heat Illness Guidelines	17
	Severe Weather Safety Guidelines	18
	IHSA Protocol for Implementation of NFHS Sports Playing Rule for Concussions	19
	Concussion Information	20
	Return to Play Policy	
	Mandatory Concussion Course for Coaches	
	Drone Policy	21
V.	Seeding Information	
	Season Summary Form Instructions/Seeding Information	22
VI.	State Final Program Information	
	How to Submit Required State Final Program Information	23
	Instructions for Submitting Photos	24
VII.	Score Zone Reporting Procedures	25
VIII.	Tournament Information	
	Map	26
	Hotel Information	27
	State Final Student Media/Video Taping	28
	Internet Video Broadcasting Information	29
IX.	Miscellaneous Forms (<i>Downloadable</i>)	
	Class 1A, 2A and 3A Officials Approval Form for Host Schools of the Regional Quarterfinal Games	30
	Up-to-Date Statistics Form	31
	Pass Gate Form	32
	Yellow/Red Card Tracking Report Form	33
	Yellow Card Suspension Report Form	34
	Regional/Sectional Duplicate Awards Order Form	35-36

Revision History



2015-16 Girls Soccer Series Terms and Conditions

In accordance with Section 1.450 of the Constitution, the Terms and Conditions governing the 2015-16 IHSA Girls Soccer Tournament Series have been approved by the Board of Directors.

I. SCHOOL CLASSIFICATION

Competition in the IHSA Girls Soccer Tournament Series will be determined on an enrollment basis.

A. The classification of a school shall be determined on the basis of its total student enrollment figure reported to the Illinois State Board of Education in its Fall Housing Report on September 30 of the preceding school year.

B. For classification purposes, the total student enrollments for one-year high schools, two-year high schools, three-year high schools and high schools which enroll boys only or girls only shall be calculated as follows:

1) For one-year high schools, the total student enrollment figure reported shall be quadrupled.

2) For two-year high schools, the total student enrollment figure reported shall be doubled.

3) For three-year high schools, one-third of the total student enrollment figure shall be added to the total student enrollment figure reported.

4) For schools which enroll boys only or girls only, the total student enrollment figure reported shall be doubled.

C. A multiplier of 1.65 will be added to all non-boundary schools.

D. Schools participating in sports and activities operating under the three-class system shall be classified as follows:

1) Schools with enrollments of 730 and below will be Class 1A

2) Schools with enrollments of 730.01-1674 will be Class 2A

3) Schools with enrollments of 1674.01 and above will be Class 3A

II. DATES AND SITES

A. Class 1A

Thirty-Two Class 1A sites shall be selected by the IHSA Office to host the Semifinal and Final games for each Regional Tournament. Regional Quarterfinal games shall be played at the higher seeded team unless the two competing schools mutually agree to change sites. Regional Quarterfinal games shall be scheduled on Friday or Saturday, May 6 or 7,

Regional Semifinal games will be played at designated sites on Tuesday or Wednesday, May 10 or 11, and the Regional Finals will be held on Friday or Saturday, May 13 or 14. All Regional dates and times shall be determined by the host school.

B. Eight Class 1A sites shall be selected by the IHSA Office to host the Semifinal and Final games for each Sectional Tournament. Sectional Semifinal games will be played at designated sites on Tuesday or Wednesday, May 17 or 18, and the Sectional Finals will be played on Friday or Saturday, May 20 or 21. All Sectional dates and times shall be determined by the host school

C. Four Class 1A sites shall be selected by the IHSA Office to host the Super-Sectional game. The Super-Sectional game will be played on Tuesday, May 24. All Super-Sectional start times shall be determined by the host school.

D. The Class 1A Semifinal and Final games of the State Final will be played on May 27-28 at North Central College in Naperville.

E. Class 2A & 3A

Thirty-two Class 2A and thirty-two Class 3A sites shall be selected by the IHSA Office to host the Semifinal and Final games for each Regional Tournament. Regional Quarterfinal games shall be played at the higher seeded team unless the two competing schools mutually agree to change sites. Regional Quarterfinal games shall be scheduled on Friday or Saturday, May 13 or 14, Regional Semifinal games will be played at designated sites on Tuesday or Wednesday, May 17 or 18, and the Regional Finals will be held on Friday or Saturday, May 20 or 21. All Regional dates and times shall be determined by the host school.

F. Eight Class 2A and eight Class 3A sites shall be selected by the IHSA Office to host the Semifinal and Final games for each Sectional Tournament. Sectional Semifinal games will be played at designated sites on Tuesday or Wednesday, May 24 or 25, and the Sectional Finals will be played on Friday or Saturday, May 27 or 28. All Sectional dates and times shall be determined by the host school.

G. Four Class 2A and four Class 3A sites shall be selected by the IHSA Office to host the Super-Sectional games. Super-Sectional games will be played on Tuesday, May 31. All Super-Sectional start times shall be determined by the host school.

H. The Class 2A and Class 3A Semifinal and Final games of the State Final will be played on June 3-4 at North Central College in Naperville.

III. ON-LINE ENTRIES, WITHDRAWL PROCEDURES, ELIGIBILITY, AFFIRMATIVE ACTION AND ON-LINE LIST OF PARTICIPANTS

The policy for Original Entry Deadlines, Late Entries, and Late Withdrawals shall be the policies and procedures regarding entry for all IHSA-sponsored sport/activities included in the 2015-16 Policies and Procedures.

A. On-line Entries

All member schools must enter their school into the state series competition through the IHSA School Center on the IHSA Website at www.ihsa.org. The deadline for entry is **February 1, 2016**. The 2015-16 Entry Policy and Procedures outlining the online entry procedures for all IHSA-sponsored tournaments can be found in the Schools Center on the IHSA website.

B. Late Entries:

Any attempt to enter a sport or activity on-line after the established deadlines will be denied. Schools that wish to enter after the deadline will be considered late. To be considered for late entry, the Principal/Official Representative must contact the IHSA administrative officer in charge of that sport or activity. The penalty for late entry shall be a payment of \$100.00 for that sport/activity by the school.

C. Breach of Contract By-law 6.041 (Withdrawal Procedure)

To withdraw without penalty, the Official Representative must notify the IHSA Office, in writing, of the school's withdrawal from the respective sport by 2:00 p.m. on the Monday prior to the Wednesday Season Summary Form deadline.

If a school withdraws after the Seeding Date/List of Participants due date but before the first competition, the school will be charged a \$100 penalty and, if applicable, the cost of game officials and the host school guarantee provided for in the Terms & Conditions.

If a school does not officially withdraw prior to the first competition and/or does not show up for competition, the school will be charged a \$100 penalty, the cost of game officials and the host school guarantee according to the Terms & Conditions for the respective sport.

D. Eligibility

All member schools in good standing may enter one team under the provisions of IHSA By-law 3.054. (By-law 4.071 for activities)

E. Affirmative Action

Only Girls shall be permitted to participate in the state series except as provided in the IHSA Affirmative Action Policy.

IV. HOST FINANCIAL ARRANGEMENTS

A. At Member School Sites:

1) Class 1A, 2A & 3A Regional Quarterfinal Games: The Quarterfinal games of the Regional tournament are financially independent. The host school shall pay all local expenses and issue checks to game officials. If admission is charged the host school will receive 100 percent of the gate receipts. IHSA will reimburse the school for the cost of the game officials.

2) Class 1A, 2A & 3A Regional Semifinal and Final Games: The host school shall pay for all local expenses and issue checks to game officials. Each host shall receive a flat fee of \$440.00 for hosting the semifinal and final games of Regionals and shall be reimbursed the cost of officials. The host shall retain 20% of the net income and submit remainder to the IHSA. In the event of a negative balance, the host shall be reimbursed for the entire deficit. If admission is not charged, the host school shall forfeit the guarantee.

3) Class 1A, 2A & 3A Sectional Semifinal and Final Games: The host school shall pay for all local expenses and issue checks to game officials. Each host shall receive a flat fee of \$440.00 for hosting the Sectional games and shall be reimbursed the cost of officials. The host shall retain 20% of the net income and submit remainder to the IHSA. In the event of a negative balance, the host shall be reimbursed for the entire deficit. If admission is not charged, the host school shall forfeit the guarantee.

4) Class 1A, 2A & 3A Super-Sectional Games: The host school shall pay for all local expenses and issue checks to game officials. Each host shall receive a guarantee of \$240.00 and shall be reimbursed the cost of officials. Host shall retain 20% of net income and submit remainder to the IHSA. In the event of a negative balance, the host shall be reimbursed for the entire deficit. If admission is not charged, the host school shall forfeit the guarantee.

B. Sites Other Than Member Schools:

When Sectional and Super-Sectional tournaments are held at sites other than IHSA member schools, the IHSA administrator in charge will determine the financial arrangements with the host using current financial arrangements as guidelines.

C. Admission Prices:

The Board of Directors has established the following ticket prices for all Regional, Sectional, Super-Sectional, and State Final tournament games:

Regional Quarterfinals, Semifinals and Finals - \$4.00 per day
Sectional Semifinals and Finals - \$5.00 per day
Super-Sectionals - \$5.00 per day
State Finals - \$6.00 per session
Baby in Arms - No charge

D. Team Tournament Expenses:

1) In the State Final Tournament, the teams participating in the tournament shall be allowed transportation expenses at the rate of \$2.00 per mile per team for one round trip to and from the site where the tournament will be played. In addition, each team that participates in the State Final Tournament shall receive a flat expense allowance under the following formula, based on the school's distance from the State Final site:

Round Trip Mileage to State Final Site	Flat Rate Reimbursement
0-150 miles	\$500.00
151-300 miles	\$1,000.00
301-over miles	\$1,500.00

2) Neither the State Association nor the tournament management will assume responsibility for unusual or extraordinary expenses. Individual schools entering the tournament series must be ready themselves to assume responsibility for unusual expenses due to accident, inclement weather, fire, theft or any other extraordinary cause.

E. Rights Fees for TV and Radio:

1) Television Rights Fees to be charged by Local Managers and/or the IHSA are contained in the IHSA Television Policy at www.ihsa.org.

2) Radio Fees, which shall be charged, are:

- a) Regional Contest = No Charge
- b) Sectional Contest = No Charge
- c) Super-Sectional = No Charge
- d) State Final = \$100.00

3) Policy regarding media requirements for each Local Manager is contained in the current News Media Directory and IHSA Official Handbook at www.ihsa.org.

V. TOURNAMENT ASSIGNMENTS AND SEEDING

A. Class 1A Assignments for Schools:

All Class 1A state series shall begin with Sub-Sectionals. A Sub-Sectional is a grouping of two geographic regionals.

Note 1: In grouping and seeding a Sub-Sectional, only the top four seeds shall be separated. Seeds #1 and #4 shall be assigned to

the same Regional unless there is a hosting conflict, in which case seeds #1 and #3 shall be assigned to the same Regional. The remaining schools shall be assigned to the Regionals based on geographic proximity and paired according to their seeds.

Class 2A and 3A Assignments for Schools: All state series shall begin with Sectional Complexes. In Sectional groupings where excessive travel is a factor, geographic Sub-Sectionals may be used at the discretion of the IHSA Administrator.

Note 1: In grouping and seeding a Sectional Complex, true seeds shall be used to populate the brackets except in cases where a conflict arises with pre-determined Regional hosts. (For example, if the #1 and #8 seeds are both regional hosts, they cannot be assigned to the same Regional and an adjustment must be made.)

Note 2: In grouping and seeding a Sub-Sectional, only the top four seeds shall be separated. Seeds #1 and #4 shall be assigned to the same Regional unless there is a hosting conflict, in which case seeds #1 and #3 shall be assigned to the same Regional. The remaining schools shall be assigned to the Regionals based on geographic proximity and paired according to their seeds.

B. Tournament Series: The successive tournament series shall be designated respectively as Regional, Sectional, Super-Sectional and State Final. The IHSA Office will select all Regional, Sectional and Super-Sectional host sites. All schools entered into the state series will be assigned to a Sub-Sectional or Sectional Complex based on geography.

C. Season Summary Form: Schools entered into the Class 1A, 2A and 3A state series will be required to submit a *Season Summary Form* on-line in the IHSA Schools Center. Failure to do so by **10:00 a.m.** on Wednesday, April 20 for Class 1A, and **10:00 a.m.** on Wednesday, April 27 for Class 2A and 3A will result in a school forfeiting its opportunity to participate in the seeding process. The *Season Summary Form* can be found in the IHSA Schools Center.

D. Class 1A Seeding: All seeding will be conducted on-line through the IHSA Schools Center. Each school that completes the *Season Summary Form* by the established deadline shall have one (1) vote in the seeding process. No school shall vote for their own team. The link to seed the teams is located in the IHSA Schools Center and will be activated at **11:00 a.m.** on Wednesday, April 20. The deadline to seed teams is 12:00 Noon on Thursday, April 21. Seeding will only occur at the regional tournament level.

E. Class 2A and 3A Seeding: All seeding will be conducted on-line through the IHSA Schools Center. Each school that completes the *Season Summary Form* by the established deadline shall have one (1) vote in the seeding process. No school shall vote for their own team. The link to seed the teams is located in the IHSA Schools Center and will be activated at **11:00 a.m.** on Wednesday, April 27. The deadline to seed teams is 12:00 Noon on Thursday, April 28. Seeding will only occur at the Regional tournament level.

F. Seed Meeting: Each school that completes the *Season Summary Form* by the established deadline shall have one (1) vote in the seeding process. No school shall vote for their own team. Seeding will occur at the Regional or Sectional Complex level, depending on each school's first level tournament assignment. Neither the Super-Sectional nor the State Final shall be seeded.

G. Sectional Pairings for Geographic Regionals: The Sectional tournament bracket for those Sectionals involving teams from geographic Regionals will be based on the luck of the draw.

H. Announcement of Pairings: The Class 1A pairings will be made by the IHSA and posted on the IHSA website no later than **Friday, April 22, 2015**. The Class 2A and 3A pairings will be made by the IHSA and posted on the IHSA website no later than **Friday, April 29, 2015**.

VI. TOURNAMENT STRUCTURE AND TIME SCHEDULES

A. Names:

The successive series shall be designated respectively, Regional, Sectional, Super-Sectional and State Final.

B. Time Schedules:

1) Single-Game Session Time Schedule (For example, if the game begins at 6:00 pm):

5:30-Warm-up clock will start for 20 minute warm-up.

5:50-When the warm-up clock strikes 0:00 teams return to benches.

5:51-In order: begin Equipment Check, Sportsmanship Meeting, Coaches and Captains Meeting, Coin Toss, Team Introductions and National Anthem.

6:00-Game begins.

2) Two-Game Session Time Schedule (For example, if the first game begins at 4:00 pm):

3:30-Warm-up clock will start for 20 minute warm-up.

3:50-When the warm-up clock strikes 0:00 teams return to benches.

3:51- In order: begin Equipment Check, Sportsmanship Meeting, Coaches and Captains Meeting, Coin Toss, Team Introductions and National Anthem.

4:00-Game begins.

5:30-Warm-up clock begins for second game, and host will follow same schedule, omitting National Anthem.

3) State Final Tournaments:

Class 1A

Friday, May 27, 2016

(Semifinals)

Game 1 5:00 p.m.

Game 2 7:00 p.m.

Saturday, May 28, 2016

(Finals)

Game 3 3:00 p.m. – Loser Game 1 vs. Loser Game 2 (Third Place)

Game 4 5:00 p.m. – Winner Game 1 vs. Winner Game 2 (Championship)

Class 2A and 3A

Friday, June 3, 2016

Session 1 (Class 2A Semifinals)

Game 1 Class 2A 11:00 a.m.

Game 2 Class 2A 1:00 p.m.

Session 2 (Class 3A Semifinals)

Game 3 Class 3A 5:00 p.m.

Game 4 Class 3A 7:00 p.m.

Saturday, June 4, 2016

Session 3 (Class 2A Finals)

Game 5 Class 2A 11:00 a.m. – Loser Game 1 vs. Loser Game 2 (Third Place)

Game 6 Class 2A 1:00 p.m. – Winner Game 1 vs. Winner Game 2 (Championship)

Session 4 (Class 3A Finals)

Game 7 Class 3A 5:00 p.m. – Loser Game 3 vs. Loser Game 4 (Third Place)

Game 8 Class 3A 7:00 p.m. – Winner Game 3 vs. Winner Game 4 (Championship)

C. Starting Times:

Non-Lighted field – weekday games: Begin the first contest no earlier than 4:00 p.m. and no later than 4:30 p.m. Host manager determines if two games will be played on the same day or if one game each will be played on two days.

Lighted field – weekday games: Begin the first contest no earlier than 4:30 p.m. and the second contest no later than 7:00 p.m.

Saturday games: Begin the first contest no earlier than 11:00 a.m. and the second contest no later than 7:00 p.m.

Sectional Final and Super-Sectional games: Begin no earlier than 4:00 p.m. and no later than 7:00 p.m.

Note 1: If two (2) games are to be played back-to-back (doubleheader) on the same field,

the second game may be scheduled to begin no later than 7:00 p.m.

VII. ADVANCEMENT OF WINNERS

A. Class 1A, 2A & 3A:

The winners of the thirty-two (32) Regional tournaments shall advance to eight (8) Sectional tournaments consisting of four teams each. The winners of the eight (8) Sectional tournaments shall advance to four (4) Super-Sectional games consisting of two teams each. The winners of the four (4) Super-Sectional tournaments shall advance to the State Final tournament.

VIII. TOURNAMENT RULES

A. Rules of Play:

The National Federation Soccer Rules are adopted as the official rules of play for the 2015-16 series of tournaments with the following provisions:

1) Each game in the tournament series will be played in two forty-minute halves.

2) During the State Tournament, if there is a seven (7) goal differential at the start of the second half or anytime after the start of the second half, the clock shall be reduced by half of the remaining time.

3) During Regional Quarterfinals, Semifinals, and Finals, and during Sectional Semifinals and Finals, if the first half has ended, and if play cannot be continued due to conditions such as darkness, weather, etc., the game shall be terminated unless tied. If the game is tied and cannot be continued, the game shall be considered suspended and must be continued from the point of interruption at the next available playing time (except Sunday). Once the game has begun, the game officials are solely responsible for the decision.

4) If a Super-Sectional game is suspended due to conditions that make it impossible to play, the game will be rescheduled for the next day from point of suspension or if mutually agreed upon by both head coaches that the game may be considered final. If the game cannot be played or completed by the Thursday night prior to the State Semifinals, the team with the lead will be declared the winner. If the teams are tied and the game cannot be completed then a coin toss shall determine which team will qualify for the State Finals.

5) During weekday state series contests (M-Th), if a game is delayed (inclement weather, power outage, etc.) the game must resume by 10 p.m. No games shall start after 9 p.m. Local ordinances take precedence and will override the above.

6) No coach or other school official shall, during the progress of a game, be allowed on the field of play except by permission of the game officials.

7) The captain and the head coach shall be the official spokesmen and the sole

representatives of their team in all communications with the officials.

B. Resolution of Tie Games:

Note 1: If the Class 1A, 2A & 3A third place game is tied at the end of regulation, the tie is broken by proceeding straight to penalty kicks following the procedure below.

The overtime used in the Illinois High School Association tournament series shall be as follows:

Play the regulation game and, if a tie exists;

5 minute break between regulation and 1st overtime

10 minutes-1st overtime period

2 minutes-between overtime period 1 and overtime period 2

10 minutes-2nd overtime period; and if a tie exists:

a) A coin toss occurs before: the first overtime; the first 5 kicks and the second set of 5 kicks. The visiting captain shall call the toss.

b) Each coach shall select five (5) players from the team roster to take tie-breaker kicks. The team winning the coin toss shall have the choice of shooting first or second. The goalkeeper for each team shall be any eligible team member determined by the coach. The teams will then each take five (5) tie-breaker kicks, alternating kickers. The team scoring on the greater number of these five (5) kicks shall be the winner.

c) If the score is still tied, a series of sudden victory tie-breaker kicks shall be taken. Each team shall designate five (5) different players to kick. Players shall kick alternately. If the first kicker from Team A scores and the first kicker from Team B does not score, the game is ended and Team A is the winner. If both first kickers score, the second kickers from each team take tie-breaker kicks and, if one scores but the other does not, the game is ended and the team of the scoring kicker is the winner. This process shall be repeated through as many as five (5) kickers for each team until there is a winner.

d) If the score is still tied, each team shall designate five (5) different players who did not kick under "c" above to take sudden victory tie-breaker kicks. Then the process of "c" is repeated. If the score is still tied, after these five (5) kickers from each team have taken their kicks, the process of "c" shall be repeated again, with any eligible player from the roster permitted to kick. **Note:** In any sequence of either the regular or sudden victory tie-breaker kicks no player may kick more than once in each ten (10) kick series. However, a player may kick in each ten kick series so, for example, a player may kick three times in a tie-breaker series which is not resolved until the twenty-fourth (24th) tie-breaker kick.

e) Kicking Procedure for tie-breaker kicks in the tie-breaking system: Kicks taken for tie-breaking purposes will be taken according to the following procedure:

(1) The kicker and goalkeeper will take their positions in preparation for the kick without delay.

(2) When ready, the referee will sound a whistle.

(3) The goalkeeper must start with both feet on the line and can only move laterally when the whistle sounds.

(4) Once the kicker starts his approach toward the ball, he may not interrupt his movement. The kicker will be permitted only one touch on the ball in taking the kick.

C. Tournament Officials

1) Officials for the Class 1A, 2A & 3A Regional Quarterfinal games must be obtained by the host school. All other tournament officials will be assigned through the IHSA Office.

Note: Information will be posted on the Schools Center no later than the Monday of the 1st round games.

2) In all tournaments, the decisions of the officials shall be final. The Board of Directors will not review decisions of officials, whether alleged errors are due to faulty judgment or misinterpretation of the rules.

D. Team Roster:

The coach of each competing school must indicate the names of twenty-five (25) players who will constitute the tournament squad prior to each game the team plays in the tournament series.

E. Substitution:

Schools may substitute persons on their team rosters for any reason and at any time between games throughout the state series provided all substitutes meet IHSA eligibility requirements.

F. Players in Team Uniform:

In each of the tournaments, a team shall have in uniform a maximum of twenty-five (25) players. The twenty-five (25) players shall be the ones designated in D above. A total of thirty (30) persons from a school may be on the field and/or team bench.

G. Players Uniforms:

1) All players shall wear regulation soccer uniforms. School approved uniforms must be worn during warm-ups and competition. Tournament management reserves the right to determine appropriateness of all warm-ups and uniforms.

2) The team listed on the top line of a single game-playing bracket, shall wear solid white jerseys and solid white socks and will be considered the home team. The team listed on the bottom line shall wear dark jerseys and socks and will be considered the visiting team.

H. Balls:

Balls for all levels of the State Tournament Series are being provided by Wilson Sporting Goods Company and only Wilson balls may be used. The IHSA will provide three (3) Wilson game balls for each Regional, Sectional and Super-Sectional site designated by the IHSA office and seven (7) Wilson game balls for the State Final Tournament.

I. Unsportsmanlike Conduct:

1) Managers and officials have instructions to disqualify any player or coach guilty of profane or indecent language or gestures as well as gross unsportsmanlike conduct and shall be punishable under the provisions of By-laws 3.151, 6.011 and 6.012.

2) IHSA By-Law 2.040 gives the Board of Directors complete authority to penalize a school or individual(s) for any unsportsmanlike conduct on the part of the principal, coach, players or any member of the faculty or Board of Education, or any other official representative of any participating school.

3) Yellow cards received during regular season or tournament competition are tracked by the member schools. Once a coach or player has accumulated five yellow cards, they are suspended for the next game. Once the coach or player accumulates three additional yellow cards, they are suspended for the next two games; three more, they are suspended three games. These are minimum penalties. All yellow cards must be reported by the official to the IHSA and the member school as currently practiced with all ejection reports.

At the start of the IHSA tournament series, a coach and/or player will start with a clean slate if they have accumulated four or fewer yellow cards during the regular season. During the tournament series, once a coach or player accumulates five yellow cards, they are suspended for the next game; three more yellows, suspended for two games. If a coach or player enters the tournament series having accumulated five or more yellow cards during the season, their yellow card count continues.

4) All straight red cards received by a player and/or coach are to be tracked by the school and the IHSA. Recipients of the hard red card will have the following consequences:

1st straight red = 1 game suspension (current practice);

2nd straight red card = 2 game suspension for recipient;

3rd straight red card = 3 game suspension for recipient etc.

The straight red card(s) count accumulated during the regular will continue through the state series.

J. Practice:

In Regional, Sectional, Super-Sectional and State Final tournaments the host school shall not make its field available to visiting teams for practice sessions.

IX. TOURNAMENT POLICIES

A. Pre-Sale Tickets:

All tickets will be sold at the host site on the date of the contest.

B. All-Star Teams:

No officers of the tournament, game officials or anyone serving under the supervision of the IHSA may cooperate in any way in the selection of an all-star tournament team.

C. State Final Passes:

For the State Final Tournament games, each Class 1A, Class 2A and 3A Super-Sectional winner will receive:

- 1) Up to thirty (30) passes for its players and other team personnel
- 2) One (1) pass for properly licensed medical personnel. This individual must be listed on the school's Team Data Form.
- 3) Three (3) administrative passes will be provided for the Superintendent, Principal and Athletic Director. These passes allow bearer access to the stadium.

D. Bands:

Bands from participating schools may be permitted to play during games in the tournament series provided they maintain an atmosphere of sportsmanlike conduct. Halftime and pre-game performances by bands on the playing field shall be permitted provided:

- 1) The host school determines that field conditions will not negatively be affected by marching of the band.
- 2) The halftime interval is extended by mutual agreement of the opposing coaches (Rule 7-2-1) to permit a maximum of six (6) minute performances by each school's band. Band members actually playing during a tournament series game shall be admitted to that game at no charge.

E. Artificial Noisemakers:

All artificial and mechanical noise-making devices shall be excluded from the State Final venues. Cheerleaders may use megaphones.

F. Signs and Banners:

The display of signs, banners, placards or similar items at IHSA state series events is permitted, provided:

- 1) They are in good taste and reflect good sportsmanship in their message and use;
- 2) They reflect identification and encouragement to participants and their school/community;
- 3) They are not displayed on the field of play or in a manner which interferes with play;
- 4) They do not obstruct the view of participants or spectators; and
- 5) They are not safety hazards.

G. Cheerleaders and Mascots:

The number of cheerleaders permitted to cheer for the state finals shall be the same number that has cheered since the first game of the state series.

H. Damage to Property or Equipment:

If contestants or people from any school entered in a state series are found guilty of carelessness or maliciously breaking, damaging or destroying property or equipment belonging to the host school, such school shall be held responsible for costs incurred in replacing or repairing such property or equipment.

I. Media Requirements:

1) Provide Space:

Space shall be set aside to provide for news media representatives covering the state series whether they are from newspapers, radio stations, commercial television stations and/or cable television stations.

2) Radio and TV Originators:

It is the responsibility of the Local Manager to accept applications, approve requests to originate, collect proper rights fees payment (where required) and make cancellation refunds for television and/or radio play-by-play originations, according to the IHSA Television and/or IHSA Radio Broadcast Policy.

a) Television Rights Fees for all levels of competition below the State Final level shall be paid to the host school and shall become part of the revenue to be shared by the member school(s) and the Association according to the financial terms stipulated in these Terms and Conditions.

b) Radio Broadcast Rights Fees are not required for any level of competition in this series (except State Final). Local Managers shall permit radio play-by-play originations of the competition.

c) Television and/or Radio Stations which do not apply in advance, or which do not pay required rights fees prior to the start of competition in each respective level in this state series shall not be given credentials nor allowed access to the facility to originate. Sponsors of the originations for television and radio shall be only those so stipulated in the respective IHSA Television and Broadcast policies.

3) Administrative Detail:

Reporting information to the news media and/or the IHSA Office, as stipulated in instructions to Local Managers, shall be the responsibility of each Local Manager and is required.

J. Videotaping by Competing Schools or Spectators:

Videotaping will be allowed provided the local manager has a comparable area for both competing schools to videotape. When one

school requests the video space, then the local manager shall provide similar space to both competing schools. Non-competing schools and spectators will be allowed to videotape games in the stands, provided they do not obstruct the view of participants and spectators.

K. Tobacco/Liquid Nicotine Products:

The use of tobacco or liquid nicotine products in any competition area, either during a practice or while a contest is in progress, or affiliated property of any IHSA state series contest by any coach, player, any other person connected with a team, or fan shall be prohibited. State series hosts are required to make all state series contest sites and any affiliated property, including parking lots, fan accommodation areas, and other school or event venue property, tobacco/liquid nicotine free zones on the date or dates of any IHSA event being held at the site.

L. Use of Inhalers:

A student with asthma may possess and use his/her medication during an IHSA competition, while under the supervision of school personnel, provided the school meets the outlined procedures of self administration in the Illinois school code.

M. Alcoholic Beverages and IHSA State Series:

The possession, distribution, sale and/or consumption of alcoholic beverages are prohibited at the site and on any affiliated property of any IHSA state series contest. State series hosts are required to make all state series contest sites and any affiliated property, including parking lots, fan accommodation areas, and other school or event venue property, alcohol free zones on the date or dates of any IHSA event being held at the site. Violation of this policy by an event host will subject the host to a penalty for violation of IHSA By-law 2.020. Such penalty may include but not necessarily be limited to prohibition against subsequent event hosting assignments. Violation of this policy by a non-hosting member school will subject the school to penalty for violation of IHSA By-law 2.020. Patrons of any IHSA state series contest determined to be in violation of this policy will be removed from the premise, and law enforcement officials will be called as warranted. No ticket refunds will be granted in such cases.

N. Prayer at IHSA State Series Contests:

Prayer at an IHSA state series contest that takes place over the public address system is prohibited.

X. AWARDS

A. Regional: A plaque will be awarded to the winner in each Regional

B. Sectional: A plaque will be awarded to the winner in each Sectional

C. Super-Sectional: A plaque will be awarded to the winner in each Super-Sectional

D. State Final: A trophy will be awarded to teams finishing first, second, third and fourth places in the State Final Tournament. A total of up to thirty (30) individual medallions will be presented to the first, second, third and fourth placing teams at the State Final Tournament. In addition, the Superintendent, Principal, Athletic Director and Athletic Trainer will be presented with a medallion.

XI. OFFICIALS

A. Appointment and Fees:

1) Regional Tournaments: Three (3) officials will be appointed by the IHSA Office for each Regional Semifinal and Final game. Each official will be paid a fee of \$57.50 per game.

2) Sectional Tournaments: Three (3) officials will be appointed by the IHSA Office for each Sectional Semifinal and Final game. Each official will be paid a fee of \$71.50 per game.

3) Super-Sectional games: Three (3) officials will be appointed by the IHSA Office for each Super-Sectional game. Each official will be paid a fee of \$97.00 per game.

4) Class 1A State Final Tournament: Six (6) officials will be appointed by the IHSA Office for the State Final games. Class 1A Officials will be paid \$127.50 per game worked plus up to two nights lodging at a hotel designated by the IHSA Administrator. One (1) Head official will be appointed by the IHSA Office for the State Final games. The Head Official will be paid \$125.00 per day plus up to two nights lodging at a hotel designated by the IHSA Administrator. Two (2) 4th officials will be appointed by the IHSA Office for the State Final games. 4th Officials will be paid \$45.00 per game plus up to two nights lodging at a hotel designated by the IHSA Administrator.

5) Class 2A and 3A State Final Tournament: Eight (8) officials will be appointed by the IHSA Office for the State Final games. Class 2A and 3A Officials will be paid \$127.50 per game worked plus up to three nights lodg-

ing at a hotel designated by the IHSA Administrator. One (1) Head official will be appointed by the IHSA Office for the State Final games. The Head Official will be paid \$125.00 per day plus up to three nights lodging at a hotel designated by the IHSA Administrator. Two (2) 4th officials will be appointed by the IHSA Office for the State Final games. 4th Officials will be paid \$45.00 per game plus up to three nights lodging at a hotel designated by the IHSA Administrator.

B. Mileage Reimbursement Policy:

In the state series, to assist officials for out-of-pocket expenses, a voucher system will be used to compensate officials when they actually drive in excess of 70 miles round trip per contest. Payment will be made through the IHSA Office, after completion of the tournament series, at a rate of thirty cents (\$.30) per mile for all mileage in excess of 70 miles round trip. No compensation will be permitted for trips of less than 70 miles round trip.



IMPORTANT DEADLINES AND STATE SERIES DATES

CLASS 1A

April 20 (Wed.)	Schools Must Submit the <i>Season Summary Form</i> online in the IHSA Schools Center by 10:00 a.m. View and/or Print Season Summary Forms
April 20 (Wed.)	Seeding form opens at 11:00 a.m. on April 20 . Submit Seeds On-Line in IHSA Schools Center by 12:00 Noon on Thurs., April 21 .
April 21 (Thurs.)	Deadline to Submit Changes to Regional and Sectional Game Times
April 22 (Fri.)	Class 1A Pairings Released at 4:00 p.m.
April 29 (Fri.)	Regional Quarterfinal Game Schedule Due to IHSA Office by Noon
May 6-7 (Fri.-Sat.)	Regional Quarterfinals (<i>held at top seeded team's site</i>)
May 10-11 (Tues.-Wed.)	Regional Semifinals
May 13-14 (Fri.-Sat.)	Regional Finals
May 17-18 (Tues.-Wed.)	Sectional Semifinals
May 20-21 (Fri.-Sat.)	Sectional Finals
May 21 (Sat.)	<u>State Qualifier Data Form Due Online and Program Pictures Uploaded into the School Center</u>
May 23 (Tues.)	Super-Sectional
May 25 (Wed.)	<u>Up-to-Date Statistics Due to IHSA Office by 10:00 a.m.</u>
May 27 (Fri.)	State Final (Semifinal Games)
May 28 (Sat.)	State Final (3rd Place & Title Games)

CLASS 2A and 3A

April 27 (Wed.)	Schools Must Submit the <i>Season Summary Form</i> online in the IHSA Schools Center by 10:00 a.m. View and/or Print Season Summary Forms
April 27 (Wed.)	Seeding form opens at 11:00 a.m. on April 27 . Submit Seeds On-Line in IHSA Schools Center by 12:00 Noon on Thurs., April 29
April 28 (Thurs.)	Deadline to Submit Changes to Regional and Sectional Game Times
May 6 (Fri.)	Regional Quarterfinal Game Schedule Due to IHSA Office by Noon
May 13-14 (Fri.-Sat.)	Regional Quarterfinals (<i>held at top seeded team's site</i>)
May 17-18 (Tues.-Wed.)	Regional Semifinals
May 20-21 (Fri.-Sat.)	Regional Finals
May 24-25 (Tues.-Wed.)	Sectional Semifinals
May 27-28 (Fri.-Sat.)	Sectional Finals
May 28 (Sat.)	<u>State Qualifier Data Form Due Online and Program Pictures Uploaded into the School Center</u>
May 31 (Tues.)	Super-Sectional
June 1 (Wed.)	<u>Up-to-Date Statistics Due to IHSA Office by 10:00 a.m.</u>
June 3 (Fri.)	State Final (Semifinal Games)
June 4 (Sat.)	State Final (3rd Place & Title Games)



School Information



• www.ihsa.org • Phone: 309-663-6377 • Fax: 309-663-7479 •

1. Entries

All schools that entered Girls Soccer online on or before February 1, 2016 have been entered in this year's Girls Soccer Tournament Series. All schools entered in the State Series are responsible to adhere to all Terms and Conditions and all IHSA By-laws and Policies.

2. Top 15 Officials

All member schools with soccer programs need to submit their Top 15 list online in the Schools Center by April 1, 2016. The IHSA office will post assignments for the State series in the IHSA Schools Center by May 1, 2016 for Class 1A, 2A and 3A.

3. Information for State Series Host Schools

- A. Coaches and Athletic Directors at all schools should read the 2015-16 Terms and Conditions for the Girls Soccer Tournament Series.
- B. If the facility allows, host schools will place team benches on the opposite side from the fans for all state series games. If this is not possible, the team benches should be at least 10 feet in front of the fan benches, and an Administrator from the host school must supervise the area at all times.
- C. Single-Game Time Schedule: (For example, if the game begins at 6:00 pm)
 - 5:30-Warm-up clock will start for 20 minute warm-up.
 - 5:50-When the warm-up clock strikes 0:00 teams return to benches.
 - 5:51-In order: begin Equipment Check, Sportsmanship Meeting, Coaches and Captain Meeting, Coin Toss, Team introductions and National Anthem.
 - 6:00-Game begins.

Two-Game Time Schedule: (For example, if the first game begins at 4:00 pm)

 - 3:30-Warm-up clock will start for 20 minute warm-up.
 - 3:50-When the warm-up clock strikes 0:00 teams return to benches.
 - 3:51- In order: begin Equipment Check, Sportsmanship Meeting, Coaches and Captain Meeting, Coin Toss, Team introductions and National Anthem.
 - 4:00-Game begins.
 - 5:30-Warm-up clock begins for second game, and host will follow same schedule, omitting National Anthem.
- D. Review the tie-breaking and suspended game procedures in the Terms and Conditions. **Note:** During the regular season and state series games, if there is a 7- goal differential at the start of the second half or anytime after the start of the second half, the clock shall be reduced by half of the remaining time.
- E. Game balls for all levels of the State Tournament Series are being provided by the Wilson Sporting Goods Co. Only Wilson balls may be used. The IHSA will provide three (3) Wilson game balls for each Regional, Sectional, and Super-Sectional site and seven (7) Wilson game balls for the State Final Tournament.
- F. Officials must meet with ball holders prior to the start of a state series game.
- G. For the Class 1A, 2A and 3A Regional Quarterfinal games hosted by higher seeded teams, host schools shall obtain three licensed officials which need to be approved through the IHSA Office a minimum of 5 days before the game is to be played. The approval form can be found in this manual under Miscellaneous Forms. The host school will also need to file a Financial Report (in their School Center) online for reimbursement of the officials' fees.

2015-16 SOCCER STATE ASSOCIATION ADOPTIONS

1. **Players wearing Caps:**

Soft and yielding caps during inclement weather. Caps must be alike in color.

2. **Players using tape/velcro to secure game socks:**

If anything (i.e. tape or velcro) is worn on the outside of the sock it must be clear or **similar in** color of the socks.

3. **Officials pre-game meeting with ball runners:**

1. Meeting occurs prior to each game.
2. Runners should be at least of Junior High age.
3. Be consistent, be active and pay attention.
4. Keep up with play.
5. Don't coach or cheer for your team; remain neutral.
6. Hand the ball to the player or place on the ground then retrieve the other ball.

4. **Official's Jurisdiction:**

Once an official arrives and enters the site of competition, their jurisdiction begins. Since officials are on the field during warm ups, their jurisdiction begins at that point, not solely 15 minutes prior to the game.

5. **Pre-Game Protocol:**

During regular season contests, when the warm-up clock runs to 0:00 (5 minutes before posted start time), officials, coaches and players meet for the equipment check, sportsmanship talk and coin flip.

If an announcer is present, introductions begin. If no announcer, game begins immediately. Following this protocol will allow athletes to warm up uninterrupted in preparation for the game.

6. **Regular Season and State Series Contests:**

In the event a game is suspended due to conditions that make it impossible to play, the head referee shall declare it an official game if one complete half or more of the game has been played.

If less than one half of the game has been played, the game may be continued from the point of interruption to the next available playing time; i.e., a delay may be called or a game suspended until rescheduled.

7. **Class 1A/2A/3A Super-Sectionals Only:**

In the event a game is suspended due to conditions that make it impossible to play, the game will be rescheduled for the next day from point of suspension. Or if mutually agreed upon by both head coaches, the game may be considered final. If the game cannot be played or completed by the end of Thursday night prior to the State Semifinals, the team with the lead will be declared the winner. If the teams are tied and the game cannot be completed on Thursday, then a coin toss shall determine which team will qualify for the State Finals.

8. **Caution Count:**

Yellow cards received during regular season or tournament competition must be counted. Once a coach or player has accumulated five yellow cards, they are suspended for the next game. Once the coach or player accumulates three additional yellow cards, they are suspended for the next two games; three more - they are suspended three games, etc. These are minimum penalties.

- a. All yellow cards must be reported by the official to the IHSA and the member school as currently practiced with all ejection reports. Schools are responsible to keep track of all yellow cards issued to their coaches and players. A yellow/red card form is available online through the IHSA Schools Center and the IHSA soccer webpage for schools to download during the season. Coaches are encouraged to complete the form and submit it to their Athletic Director after each game.
- b. At the start of the IHSA tournament series, a coach or player will begin the tournament with a clean slate if they have accumulated four or fewer yellow cards during the regular season.
- c. If a coach or player enters the tournament series having accumulated five or more yellow cards during the season, their yellow card count continues. Once the individual accumulates 8 total cards they are suspended for two games; 11 yellows they are suspended for three games, etc.
- d. Officials who submit a yellow card report or an ejection report through the Officials Center do not need to send a separate report to the school. Schools are able to immediately see the yellow card or ejection report on their Schools Center.
- e. Officials who submit a yellow card report or an ejection report via fax to the IHSA need to send a separate report to the school.

Soccer State Association Adoptions, continued

- f. Schools or coaches who do not receive a special report electronically or by fax within 48 hours of the contest must send the officials name and ID number to the IHSA office for follow up. Officials who do not submit yellow/red cards will be contacted by the IHSA and may face sanctions.

Notes:

Once the game restarts cards cannot be rescinded after being issued, therefore all yellow and red cards MUST be reported to the school and the IHSA.

All yellow cards received are included in the yellow card count, regardless of how many the players or coach receives in a single game.

For example: If a player receives a caution during the game and then receives a subsequent straight red during the same game, that player's yellow card count will be charged for one and the red card count shall be charged for one.

Note 3: Team Caution Count

Any Varsity team during the regular season that receives a total of **25 or more** yellow cards will be prohibited from participating in the IHSA State Tournament series beginning with the 2014-15 State Tournaments.

The team count includes: Yellow cards issued to players, coaches and all bench personnel.

9. Straight Red Card Count:

Straight red cards received by a player or coach are to be tracked by the school and the IHSA. Recipients of a straight red card will have the following consequences:

1st straight red card = 1 game suspension (current practice);

2nd straight red card = 2 game suspension for recipient;

3rd straight red card = 3 game suspension for recipient etc.

The straight red card(s) count accumulated during the regular season will continue through the state series.

10. Goal Differential

During the regular season and State series games, if there is a seven (7) goal differential at the start of the second half or any time after the start of the second half, the clock shall be reduced by half of the remaining time. There are no other acceptable variations.

11. Coaches Box

During regular and post season contests, and per NFHS rules, a designated coach's box must be marked for each game. By State Association Adoption, if one box or both boxes are not designated then coaching staff from each team must remain seated throughout the game.

First occurrence as a staff: Warning

Second occurrence as a staff: Caution

Third occurrence as a staff: Red Card and Ejection

12. Regular Season Overtime:

Once a regular season game begins, and overtime has not been discussed or agreed upon in the event of a tie score, there is no opportunity to play overtime or go to PK's to determine a winner. (Be cognizant of standing conference rules.)

Options to determine regular season games ending in a tie:

1. No OT – game ends in a tie

2. Up to 2 – 10 minute periods playing both OT's to the end. If still tied, the game is recorded as a tie.

3. Up to 2 – 10 minute periods playing with golden goal. If still tied, the game is recorded as a tie.

4. Up to 2 – 10 minute periods and PK's

5. Straight to PK's

Do What's Right!

Sportsmanship

DWR! EXPECTATIONS

- ❖ *Represents their school and community well with positive interaction with opposing fans and players.*
- ❖ *Uses positive yells, chants, songs or gestures.*
- ❖ *Display modesty in victory and graciousness in defeat*
- ❖ *Respect and acknowledge the integrity/judgment of officials.*
- ❖ *Exhibit positive behavior with opponents and fans before, during and after the contest.*

Acceptable Behavior...

- During the National Anthem, students, participants and fans should remove any hats, face the flag, not talk, place the right hand on the heart, and remain still until the end of the anthem.
- Applause during introduction of players, coaches and officials.
- Players shaking hands with opponents while both sets of fans recognize player's performance with applause.
- Accept all decisions of the game officials.
- Spirit Participants lead fans in positive support.
- Handshakes between participants and coaches at the end of contests, regardless of the outcome.
- Treat competition as a game, not a war.
- Coaches/players search out opposing participants to recognize them for outstanding performance or coaching.
- Applause at the end of the contest for performance of all participants.
- Everyone showing concern for an injured player, regardless of the team.
- Encourage surrounding people to display sportsmanlike conduct.

Unacceptable Behavior...

- Disrespectful or derogatory yells, chants, songs or gestures.
- Booing or heckling an official's decision.
- Criticizing officials in any way; displays of temper with an official's call.
- Yells that antagonize opponents.
- Refusing to shake hands or give recognition for good performances.
- Blaming the loss of the game on officials, coaches or participants.
- Laughing or name calling to distract an opponent.
- Use of profanity or displays of anger that draw attention away from the game.
- Doing own yells instead of following the lead of spirit participants.



SCHOOL'S RESPONSIBILITY TO AN OFFICIAL PRIOR TO THE SEASON

1. Send a reminder card or email to the officials after you have them scheduled.
2. Reminder should include date of contest, time, level, location and sport.

Even though many schools and conferences have assignment chairpersons, sending a reminder is highly recommended. When an official does not show, people in your community won't know who the assignment chairperson is, but they do know the athletic director. **Avoid embarrassment.**

3. Have a standard wage scale set for your different sports and levels and a method in place to raise the pay periodically.
4. If possible, let the working officials know who their partner(s) will be.
5. Hire police and security along with medical assistant or athletic trainer coverage for events whenever possible.
6. Set a policy with your school board on fan, coach and player behavior.
7. Make sure all officials have a contract that is signed by your school—preferably by the principal or IHSA Official Representative.

SCHOOL'S RESPONSIBILITY TO AN OFFICIAL PRIOR TO THE CONTEST

1. Prior to the contest, provide the officials with directions and inform them of any special activities that might be occurring (i.e., Homecoming, Senior Night, etc.)
2. Give the official a number they can call in case of an emergency or postponement due to weather.
3. Have competent workers assigned at all contests (scorers, announcers, chain crew, etc.). These people are of great assistance to the official during the contest.
4. Have a host assigned to meet the officials as they arrive. The host should do the following for the officials:
 - A) Provide a reserved parking space.
 - B) Meet officials and take them to the dressing room.
 - C) Have refreshments available for halftime and postgame.
 - D) Ask for any additional needs.
 - E) Introduce the officials to those game workers pertinent to the contest (i.e., scorer, announcer, chain gang, etc.).
 - F) Get the proper pronunciation of officials' names so they are correct when given by the public address announcer.
5. Athletic director should discuss with the officials any special events, conference rules, national anthem time, etc. that would affect the game.
6. Provide the officials with the name of the adult supervisor for that contest and where that person can be found in the event a challenging situation should occur.
7. Make officials aware of location of an athletic trainer or other first responders during the contest. Have a doctor on site when possible (especially at football contests).
8. Make sure all bench personnel are properly attired.
9. Do a check on game scoreboards and lighting systems prior to the game or contest.
10. Make sure the playing area is properly marked and meets National Federation guidelines for that contest.
11. Provide appropriate secured dressing area and hot water showering facilities.



SCHOOL'S RESPONSIBILITY TO AN OFFICIAL DURING THE CONTEST

1. Insist coaches display good sportsmanship and are proper examples for your players and crowd.
2. Have your public address announcer or cheerleader read the IHSA sportsmanship statement and remain unbiased during contest.
3. Make sure the event supervisor understands the duties and responsibilities pertinent to that contest.
4. Make sure the playing area is maintained during halftime of each contest. For wrestling, make sure the mat is properly cleaned and washed.
5. Help with adverse weather conditions; monitor accordingly.
6. Make sure proper crowd control is visible and in place. Good administrative control can prevent difficult situations.
7. Observe the crowd during the contest and prevent any disturbances that may occur.
8. Work with the official during the game regarding crowd control.
9. Retrieve the game ball at the end of the contest.
10. Escort the officials back to the dressing room at halftime and at the conclusion of the contest.

SCHOOL'S RESPONSIBILITY TO AN OFFICIAL AFTER THE CONTEST

1. Escort the officials safely back to the dressing room and parking lot.
2. Do not allow unauthorized persons in the dressing room after the game. This includes coaches.
3. Have refreshments available for the officials after the contest.
4. Be sure to thank the officials for their time and effort, regardless of the outcome of the game.
5. Make sure arrangements for paying the officials have been completed. It is preferable to pay the official the day of contest.
6. Ensure that officials are not confronted by anyone after the contest.





Boys/Girls Soccer Post Season Tie-Breaker Procedure

RESOLUTION OF TIE GAMES

The overtime used in the Illinois High School Association tournament series shall be as follows:

Play the regulation game and, if a tie exists;

5 minute break between regulation and 1st overtime

10 minutes-1st overtime period

2 minutes-between overtime period 1 and overtime period 2

10 minutes-2nd overtime period; and if a tie exists:

a) A coin toss occurs before: the first Overtime; the first 5 kicks and the second set of 5 kicks. The visiting captain shall call the toss.

b) Each coach shall select five (5) players from the team roster to take tie-breaker kicks. The team winning the coin toss shall have the choice of shooting first or second. The goalkeeper for each team shall be any eligible team member determined by the coach. The teams will then each take five (5) tie-breaker kicks, alternating kickers. The team scoring on the greater number of these five (5) kicks shall be the winner.

c) If the score is still tied, a series of sudden victory tie-breaker kicks shall be taken. Each team shall designate five (5) different players to kick. Players shall kick alternately. If the first kicker from Team A scores and the first kicker from Team B does not score, the game is ended and Team A is the winner. If both first kickers score, the second kickers from each team take tie-breaker kicks and, if one scores but the other does not, the game is ended and the team of the scoring kicker is the winner. This process shall be repeated through as many as five (5) kickers for each team until there is a winner.

d) If the score is still tied, each team shall designate five (5) different players who did not kick under "c" above to take sudden victory tie-breaker kicks. Then the process of "c" is repeated. If the score is still tied, after these five (5) kickers from each team have taken their kicks, the process of "c" shall be repeated again, with any eligible player from the roster permitted to kick. Note: In any sequence of either the regular or sudden victory tie-breaker kicks no player may kick more than once in each ten (10) kick series. However, a player may kick in each ten kick series so, for example, a player may kick three times in a tie-breaker series which is not resolved until the twenty-fourth (24th) tie-breaker kick.

e) Kicking Procedure for tie-breaker kicks in the tie-breaking system: Kicks taken for tie-breaking purposes will be taken according to the following procedure:

- (1) The kicker and goalkeeper will take their positions in preparation for the kick without delay.
- (2) When ready, the referee will sound a whistle.
- (3) The goalkeeper must start with both feet on the line and can only move laterally when the whistle sounds.
- (4) The kicker will be permitted only one touch on the ball in taking the kick.

Emergency Action Plan (EAP)

In accordance with By-law 2.150, a school shall have on file for each student that participates (including practice) in interscholastic athletics a certificate of physical fitness issued by a licensed physician, physician's assistant or nurse practitioner as set forth in the Illinois State Statutes not more than 395 days preceding any date of participation in any such practice, contest or activity. As this By-law addresses pre-participation certification only, there is not a guideline or By-law in place to address release to interscholastic activity following an injury, with the exception of head injury/concussion. With the understanding that schools throughout the state have different needs and services available to them, this document was produced to provide guidelines on an athlete's return to activity following an injury.

Each school should have a written Emergency Action Plan (EAP) in place to address medical emergencies among athletes, staff, officials, and spectators, regardless of severity, occurring during a practice or competition. The plan should also address severe weather, fire, electrical failure, bomb threat, criminal behavior, or other possible emergencies. This plan should be developed to address the unique needs of the individual sport and venue.

EAP's should consist of the following components:

- Personnel
- Communication
- Equipment
- Emergency Medical Care
- Player Medical Information
- Game-day Responsibilities (includes appropriate sideline preparedness)
- Catastrophic Incident Plan

While each school's sports medicine/medical service needs and availability are different, guidelines should also be developed to assist the coaching staff on what injuries should be allowed to return to competition without a medical release. It is not practical to identify every situation or injury; however the following guidelines should assist the school/coaching staff on determining if the athlete should be allowed to return to activity without a release.

1. No swelling or deformity.
2. No headache, nausea, blurred vision, tingling, numbness or sensory changes.
3. Symmetrical (equal to the other side) joint range on motion and strength.
4. Ability to bear weight, without a limp, if injury occurs to the lower body.
5. Ability to complete full functional sporting activities without compensation.

Please remember that the majority of high school athletes are a minor. If there is a question as to their injury and ability to participate, the parents/guardian should be consulted.

Athletes that are unable to meet the above criteria should be encouraged to seek medical treatment prior to return to interscholastic activity. Those athletes that seek medical treatment should be required to provide a written medical release indicating their ability to participate. Without obtaining this release, the school may assume legal liability if the athlete is allowed to participate in activities not permitted by their medical provider.

A proper plan establishes accountability, should be comprehensive, yet flexible, practical, and easily understood. The written EAP must be revised, approved, distributed, and should be rehearsed regularly prior to every athletic season. The athletic department, administration, and sports medicine team share the responsibility to establish, practice, and execute the EAP.

A sample venue-specific is included as a part of this document, which was developed from portions of the third and fourth editions of National Federation of State High School Associations Sports Medicine Handbook. Persons interested in purchasing this handbook can do so at the following location: <http://www.nfhs.org/resources/publications/>



Venue-Specific Action Plan

Illinois High School Association
2715 McGraw Dr., Bloomington, IL 61704
Phone: 309-663-6377
Fax: 309-663-7479

Venue

Sport:

Location:

Emergency Personnel

Present:

On-Call:

Emergency Equipment Location On-Site

Nearest AED:

First Aid Kit:

Items for proper care of blood-borne pathogens:

Ice or chemical ice packs, water and towels:

Player Medical Information:

Other equipment as deemed necessary by local circumstances and qualifications of available personnel:

Communication

Access to 911:

Access to on-call emergency medical personnel:

Role of First on the Scene:

1. Control scene (gain access to athlete)
2. Initial assessment (to determine breathing, consciousness, pulse status)
3. Detailed assessment (to determine extent of injury/illness)
4. Send designated coach to summon help if needed:
 - a. EMS: Call 911
 - b. Athletic Trainer: Call Athletic Training Room or Cell:
5. Initiate immediate care to the sick or injured athlete

EMS Access:

If EMS is called provide directions/access to scene

Directions to site/location:

Prevention of Heat Illness Guidelines

Athletes participating outdoors in hot, humid weather or indoors, in non-air conditioned or poorly ventilated gyms are susceptible to heat related illness. While it is the responsibility of each school participating in an IHSA contest to allow adequate acclimatization to the heat prior to the contest, it is the authority of the local manager to adjust or alter a contest based on the environment. Managers should check the environment one-hour before the scheduled contest.

If a high risk is present, the manager has the authority to alter game conditions. Athletes should drink one to two cups of water in the hour preceding competition and continue drinking during the activity every 15-20 minutes. If conditions become severe the manager may suspend or alter the contest. Altering the contest may include stoppage of play for a mandatory drink period, stopping play for a rest period where gear and clothing may be loosened to allow heat loss, stopping play to allow for removal of outer clothing, socks and or shoes or even postponing the contest.

Local Managers should refer to the Heat Index Table below if the host school does not have a plan or means to assess both the temperature and humidity prior to the contest. This heat index can be used to define caution, extreme caution, danger and extreme danger risk conditions. Additional heat and hydration information can be found by accessing the Sports Medicine link on the IHSA web site at www.ihsa.org.

Heat Index Chart

Heat Index in °F (°C)

Temp in °F/°C	Relative Humidity (%)												
	40	45	50	55	60	65	70	75	80	85	90	95	100
110 (47)	136 (58)												
108 (43)	130 (54)	137 (58)											
106 (41)	124 (51)	130 (54)	137 (58)										
104 (40)	119 (48)	124 (51)	131 (55)	137 (58)									
102 (39)	114 (46)	119 (48)	124 (51)	130 (54)	137 (58)								
100 (38)	109 (43)	114 (46)	118 (48)	124 (51)	129 (54)	136 (58)							
98 (37)	105 (41)	109 (43)	113 (45)	117 (47)	123 (51)	128 (53)	134 (57)						
96 (36)	101 (38)	104 (40)	108 (42)	112 (44)	116 (47)	121 (49)	126 (52)	132 (56)					
94 (34)	97 (36)	100 (38)	103 (39)	106 (41)	110 (43)	114 (46)	119 (48)	124 (51)	129 (54)	135 (57)			
92 (33)	94 (34)	96 (36)	99 (37)	101 (38)	105 (41)	108 (42)	112 (44)	116 (47)	121 (49)	126 (52)	131 (55)		
90 (32)	91 (33)	93 (34)	95 (35)	97 (36)	100 (38)	103 (39)	106 (41)	109 (43)	113 (45)	117 (47)	122 (50)	127 (53)	132 (56)
88 (31)	88 (31)	89 (32)	91 (33)	93 (34)	95 (35)	98 (37)	100 (38)	103 (39)	106 (41)	110 (43)	113 (45)	117 (47)	121 (49)
86 (30)	85 (29)	87 (31)	88 (31)	89 (32)	91 (33)	93 (34)	95 (35)	97 (36)	100 (38)	102 (39)	105 (41)	108 (42)	112 (44)
84 (29)	83 (28)	84 (29)	85 (29)	86 (30)	88 (31)	89 (32)	90 (32)	92 (33)	94 (34)	96 (36)	98 (37)	100 (38)	103 (39)
82 (28)	81 (27)	82 (28)	83 (28)	84 (29)	84 (29)	85 (29)	86 (30)	88 (31)	89 (32)	90 (32)	91 (33)	93 (34)	95 (35)
80 (27)	80 (27)	80 (27)	81 (27)	81 (27)	82 (28)	82 (28)	83 (28)	84 (29)	84 (29)	85 (29)	86 (30)	86 (30)	87 (31)

Category	Heat Index	Possible heat disorders
Extreme Danger	130° F or higher (54° C or higher)	Heat stroke or sunstroke likely
Danger	105°-129° F (41°-54° C)	"Sunstroke, muscle cramps, and/or heat exhaustion likely. Heatstroke possible with prolonged exposure and/or physical activity.
Extreme Caution	90°-105° F (32°-41° C)	"Sunstroke, muscle cramps, and/or heat exhaustion possible with prolonged exposure and/or physical activity.
Caution	80°-90° F (27°-32° C)	Fatigue possible with prolonged exposure and/or physical activity.

• reproduced from NWS, Birmingham, AL

IHSA Severe Weather Safety Guidelines

To be used during any IHSA state series contest

When thunder is heard, or a cloud-to-ground lightning bolt is seen, the thunderstorm is close enough to strike your location with lightning. Take shelter immediately.

Lightning is one of the most consistent and underrated causes of weather-related deaths or injury in the United States. Nearly all lightning-related injuries occur between the months of May and September and between the hours of 10:00 a.m. and 7:00 p.m. Therefore, the greatest concern for injuries in an outdoor contest appears to be during that time, though it can happen any time of year.

It is essential that local managers, competing schools, and contest officials establish dialogue in advance of contests or events to ensure that all involved are aware of what the plan will be in determining whether or when to suspend play. Local managers are encouraged to share their plan with competing schools and assigned contest officials *prior to the start of the tournament/event*.

Advance Planning:

Local Managers should have a documented plan in place, designated people who are responsible for monitoring the weather and a qualified person (typically a trained manager and/or officials) to make the decision to suspend play. In state series competitions, the **local tournament manager** or official(s), if assigned, can make the decision to suspend play.

Monitoring Weather:

Local Managers during the contest should be aware of any potential thunderstorms that may form during the competition; if an evacuation is needed, managers should also know how long it would take teams to get to their safest location. Monitoring the weather with a weather alert radio, or with lightning detection systems, or any other available means, is recommended.

If competing schools have portable devices they will be bringing to a contest/event and/or have specific policy or directions from their administration that they must follow, the school must communicate those to the tournament manager. Tournament managers must know the policies of each school assigned to their tournament or event prior to its start.

Lightning Awareness

Generally speaking, it is felt that anytime a cloud-to-ground strike of lightning can be seen, or thunder heard, risk is already present. It is time to seek shelter.

Criteria for Suspending Play

If the local management does not have commercial weather warning equipment at the site or an efficient method of making an accurate, timely decision on location, listening for thunder is the best way to mitigate the danger. If thunder is heard, or lightning is seen hitting the ground, the thunderstorm is close enough to strike in your location. According to the National Weather Service, lightning can strike 10 miles away from the parent thunderstorm. When thunder roars, go indoors! It is important that local manager monitor not only how far away the lightning is but also how fast it is approaching. Thunderstorms can form and move quickly and danger can arrive quickly.

Either tournament/event management or assigned contest officials have the authority to suspend or cancel interscholastic contests. It is recommended that those groups work together in making such determination and use any and all available information in doing so. Participating schools with concerns at particular events should direct those to tournament/event management or assigned contest officials.

The following guidelines should be followed in determining when to suspend an event:

1. Anytime a cloud-to-ground strike of lightning can be seen, or thunder heard, risk is present, and a contest should be suspended. At that point, the 30 minute rule for resumption should go into effect.
NOTE: *Due to the layout of some outdoor facilities, contest officials or tournament managers may not be able to see lightning actually "strike the ground." However, whenever lightning is seen moving out of clouds towards the ground, it can be assumed that the lightning is, in fact, striking the ground somewhere, and, as a result, the contest should be suspended.*
2. If lightning or thunder is not present but the weather is starting to become ominous, tournament management and/or contest officials should use all available information to determine if and when a contest should be suspended. Care for both participants and spectators should be taken into account at this point. If in doubt, contest officials or tournament managers are encouraged to exercise caution and suspend play. At such a point, tournament officials should be ready to implement their emergency plans. However, competing schools who pull their teams or athletes off a field of competition prior to a contest or event's suspension do so at the risk of forfeiture or disqualification from the game or event.
3. Suspended contests or events should be resumed at a time when the weather and/or field conditions allow for resumption.

Evacuation Plan

Safe Areas: All personnel, athletes and spectators should be clearly informed of available safe structures or shelters in the event a thunderstorm approaches. A safe structure is any fully enclosed building frequently used by people. In absence of that – athletes and spectators should go to any vehicle with a hard metal roof. Roll up the windows and do not touch the sides of the vehicle. If no safe structure or vehicle is available, find a thick grove of small trees surrounded by taller trees or a dry ditch. Assume a crouched position on the ground with only the balls of your feet touching the ground. Wrap your arms around your knees and lower your head. Minimize contact to the ground since lightning often travels through the ground.

Avoid: Tall trees or objects like light poles or flagpoles, individual trees, standing pools of water and open fields. Also avoid being the highest object on the field. Do not take shelter under trees. Avoid bathrooms if another building is available, and do not use a land-line telephone. A cellular phone or portable phone is a safe alternative if in a secure shelter or vehicle.

Resuming Activity

The NSSL (National Severe Storms Laboratory) recommends that everyone should wait at least 30 minutes after the last flash of lightning or sound of thunder before returning to the field or activity.

ILLINOIS HIGH SCHOOL ASSOCIATION

2715 McGraw Drive • Bloomington, IL 61704

• www.ihsa.org • Phone: 309-663-6377 • Fax: 309-663-7479 •

IHSA Protocol for Implementation of NFHS Sports Playing Rule for Concussions

“Any athlete who exhibits signs, symptoms, or behaviors consistent with a concussion (such as loss of consciousness, headache, dizziness, confusion, or balance problems) shall be immediately removed from the contest and shall not return to play until cleared by an appropriate health care professional.”

The above language, which first appeared in all National Federation sports rule books for the 2010-11 school term, reflects a strengthening of rules regarding the safety of athletes suspected of having a concussion, but not a revision in primary responsibilities in these areas. Previous rules required officials to remove any athlete from play who was “unconscious or apparently unconscious.” This revised language reflects an increasing focus on safety, given that the vast majority of concussions do not involve a loss of consciousness. However, the revised language does not create a duty that officials are expected to perform a medical diagnosis. The change in rule simply calls for officials to be cognizant of athletes who display signs, symptoms, or behaviors of a concussion from the lists below and remove them from play.

NOTE: The persons who should be alert for such signs, symptoms, or behaviors consistent with a concussion in an athlete include appropriate health-care professionals, coaches, officials, parents, teammates, and, if conscious, the athlete him/herself.

Definition of a Concussion

A concussion is a traumatic brain injury that interferes with normal brain function. An athlete does not have to lose consciousness (be “knocked out”) to have suffered a concussion.

Behavior or signs observed indicative of a possible concussion

- Loss of consciousness
- Appears dazed or stunned
- Appears confused
- Forgets plays
- Unsure of game, score, or opponent
- Moves clumsily
- Answers questions slowly
- Shows behavior or personality changes
- Can’t recall events prior to or after the injury

Symptoms reported by a player indicative of a possible concussion

- Headache
- Nausea
- Balance problems or dizziness
- Double or fuzzy vision
- Sensitivity to light or noise
- Feeling sluggish
- Feeling foggy or groggy
- Concentration or memory problems
- Confusion

This protocol is intended to provide the mechanics to follow during the course of contests/matches/events when an athlete sustains an apparent concussion. For the purposes of this policy, appropriate health care professionals are defined as: physicians licensed to practice medicine in all its branches in Illinois and certified athletic trainers.

1. During the pre-game conference of coaches and officials, the official shall remind the head coaches that a school-approved appropriate health care professional will need to clear for return to play any athlete removed from a contest for an apparent head injury.
2. The officials will have no role in determining concussion other than the obvious situation where a player is unconscious or apparently unconscious as is provided for under the previous rule. Officials will merely point out to a coach that a player is apparently injured and advise the coach that the player should be examined by the school-approved health care provider.
3. If it is confirmed by the school’s approved health care professional that the student did not sustain a concussion, the head coach may so advise the officials during an appropriate stoppage of play and the athlete may re-enter competition pursuant to the contest rules.
4. Otherwise, if an athlete can not be cleared to return to play by a school-approved health care professional as defined in this protocol, that athlete may not be returned to competition that day and is then subject to the IHSA’s Return to Play (RTP) Policy before the student-athlete can return to practice or competition.
5. Following the contest, a Special Report shall be filed by the contest official(s) with the IHSA Office through the Officials Center.
6. In cases where an assigned IHSA state finals event medical professional is present, his/her decision to not allow an athlete to return to competition may not be over-ruled.

Additional information regarding concussion has been made available to IHSA member schools and licensed officials and can be accessed on the IHSA Sports Medicine website at <http://www.ihsa.org/Resources/SportsMedicine.aspx>.

ILLINOIS HIGH SCHOOL ASSOCIATION

2715 McGraw Drive • Bloomington, IL 61704

• www.ihsa.org • Phone: 309-663-6377 • Fax: 309-663-7479 •

Concussion Information

Return to Play (RTP) Policy

Background: With the start of the 2010-11 school term, the National Federation of State High School Associations (NFHS) implemented a new national playing rule regarding potential head injuries. The rule requires “any player who exhibits signs, symptoms, or behaviors consistent with a concussion (such as loss of consciousness, headache, dizziness, confusion, or balance problems) shall be immediately removed from the game and shall not return to play until cleared by an appropriate health care professional.” In applying that rule in Illinois, it has been determined that only certified athletic trainers and physicians licensed to practice medicine in all its branches in Illinois can clear an athlete to return to play the day of a contest in which the athlete has been removed from the contest for a possible head injury.

Policy: In cases when an athlete is not cleared to return to play the same day as he/she is removed from a contest following a possible head injury (i.e., concussion), the athlete shall not return to play or practice until the athlete is evaluated by and receives written clearance from a licensed health care provider to return to play.

For the purposes of this policy, licensed health care providers consist of physicians licensed to practice medicine in all its branches in Illinois and certified athletic trainers working in conjunction with physicians licensed to practice medicine in all its branches in Illinois.

Mandatory Concussion Course for Coaches

House Bill 5431 went into effect for the 2014-15 school year. The legislation requires ALL high school coaches and athletic directors to receive a certificate of completion every two years for an online concussion awareness and education program developed by the IHSA.

The program includes a presentation and other supplementary materials that ALL high school coaches and athletic directors need to review prior to taking a required exam over the curriculum. Individuals will be required to demonstrate proficiency on the exam by scoring at least 80% in order to serve as an athletic coach at an IHSA member school. The legislation also requires student-athletes to watch the association-developed video presentation portion of the over-all curriculum each year.

The program includes information on concussion awareness training, concussion recognition, best practices for avoiding concussions, return to play guidelines, and sub-concussive head trauma. Coaches will be able to access the program after logging into the IHSA Schools Center and clicking on the “CON” tab, which will be located under the ‘Departments’ heading on the Schools Center homepage.



Unmanned Aerial Vehicle (Drone) Policy

For IHSA Tournaments

Effective February 18, 2015

The use of unmanned aerial vehicles (“UAV”), also known as drones, is prohibited for any purpose by any persons at IHSA tournament venues. Tournament management shall refuse admission or entry to anyone attempting to use a UAV; and if necessary, tournament management shall remove anyone attempting to use a UAV and/or confiscate the UAV until the event has been completed.

For purposes of this policy, a UAV is any aircraft without a human pilot aboard the device.

An exception to this policy may be made in specific cases for IHSA broadcast partners, provided the management of the tournament facility permits the presence of UAVs for broadcast purposes under the control of the IHSA.

****IMPORTANT****

SEASON SUMMARY FORM INSTRUCTIONS/ SEEDING INFORMATION

Schools entered into the state series will be required to submit a *Season Summary Form* online in the IHSA Schools Center. Failure to do so by **10:00 a.m.** on Wednesday, April 20 for Class 1A and **10:00 a.m.** on Wednesday, April 27 for Class 2A and 3A will result in a school forfeiting its opportunity to participate in the seeding process. The *Season Summary Form* can be found in the IHSA Schools Center. Each school that completes the *Season Summary Form* by the established deadline shall have one (1) vote in the seeding process. No school shall vote for their own team. Beginning Wednesday, April 20 at **11:00 a.m.** for Class 1A and Wednesday, April 27 at **11:00 a.m.** for Class 2A and 3A, the link to seed the teams will be activated. Class 1A schools have until 12:00 Noon on Thursday, April 21 to complete the seeding process, and Class 2A and 3A schools have until 12:00 Noon on Thursday, April 28 to complete the seeding process. Neither the Super-Sectional nor State Final is seeded. Once the seeds have been finalized, the IHSA will post the Class 1A results online by 4:00 p.m. Thursday, April 21 and Class 2A and 3A by 4:00 p.m. Thursday, April 28. The Class 1A pairings will be released by 4:00 p.m. on Friday, April 22 and Class 2A and 3A pairings will be released by 4:00 p.m. on Friday, April 29. Managers and coaches are prohibited from releasing the results of their seeding votes to media.

SEASON SUMMARY FORM DEADLINES:

CLASS 1A

10:00 A.M. - WEDNESDAY, April 20

CLASS 2A & 3A

10:00 A.M. – WEDNESDAY, April 27

ON-LINE SEEDING DEADLINES:

CLASS 1A

12:00 NOON – THURSDAY, April 21

CLASS 2A & 3A

12:00 NOON – THURSDAY, April 28

Schools are Required to Submit State Final Program Information Online

Dear Coach or Athletic Director:

As your team moves closer to qualifying for the State Final Tournament, you will be required to complete the State Qualifier Data Form online which includes administrative staff, coaching history, season record, and roster. These forms provide the IHSA with the necessary team data printed in the State Final program. Please submit this information to us by the following deadlines:

May 21 (midnight) ---Class 1A

May 28 (midnight) ---Class 2A and 3A

The link to the State Qualifier Data Form is located in your IHSA **Schools Center**.

To log into the Schools Center:

- Go to the main IHSA Web page (www.ihsa.org) and click on the Schools Center link.
- Use your personal School ID and password to log-in.
- On the main menu of the Schools Center, click on the "Sport & Activity Tracker" box. (T)
- Locate Girls Soccer and follow the row across until you find a link labeled "State Qualifier Data Form" in the column marked "Online Forms".
- Click on the link and follow the instructions to fill out the required pages.

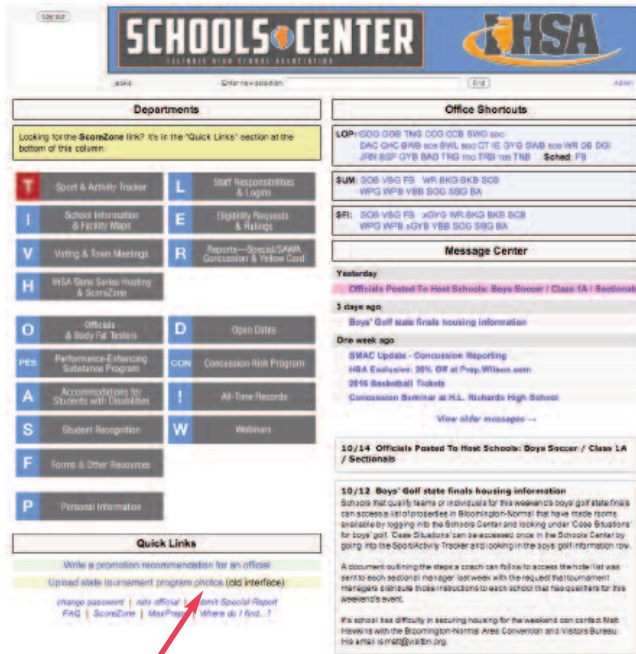
****REMINDER****

If your team qualifies for the Girls Soccer State Final Tournament, you must complete the Up-to-Date Statistics form which is included in this manual. Please fax this to the IHSA Office by 10:00 a.m. Wednesday, May 25 for Class 1A and 10:00 a.m. Wednesday, June 1 for Class 2A and 3A.

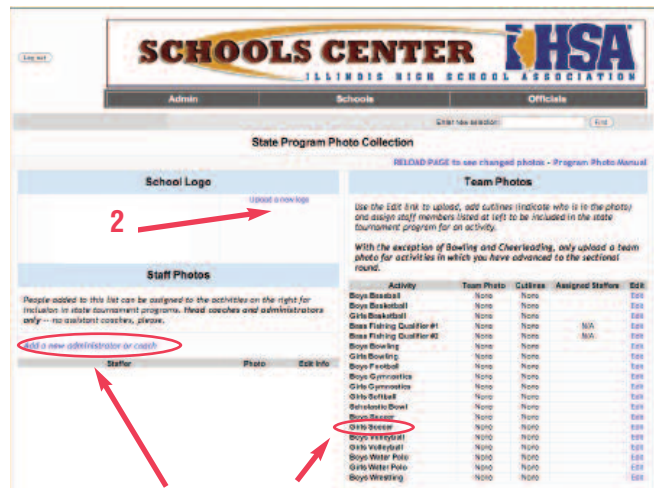
*❖All team and administrative photos must now be uploaded through the School Center❖
(instructions on the following page)*

INSTRUCTIONS FOR SUBMITTING PHOTOS

Submit your photos by uploading them in the Schools Center.



1. Sign into the Schools Center. Choose: [Upload state tournament program photos here](#).
NOTE: Only your administrative staff has access to this link.



2. Upload School logo in .jpg format.
3. Add administrators and coaches. Choose: **Add a new administrator or coach**. You will want to do this before adding team photos. (If your sport/activity does not include administrators or coaches in the program, you can skip this step and start uploading your team photo.) Follow the step-by-step instructions, making sure that you **save the photos and information**. Do not use all capital letters.
4. Upload your team photo. Choose: The **Edit** button that corresponds with your sport/activity.
 - a. Following the instructions upload your team photo. **Save changes**.
 - b. Assign staff members. Use the pull down menus to assign staff members to be included in this program. **Save changes to staff assignments**. (If no administrators or coaches are included in the program, you can skip this step.)
 - c. Add your cutlines. List individuals (first and last name) in each row. Do not use all capital letters. Do not include numbers, year in school, etc. Please use the following to designate supervisors in the photo: Head Coach John Smith, Asst. Coach Billy Bob, Mgr. Jane Doe. **Save changes to cutlines**.
5. Go to School Photos Menu. Check to make sure you have included all photos and cutlines for this sport/activity. If everything is correct, you can exit the Schools Center. Make sure that you have completed all other state final information for the program.

If you have any questions, please call LeAnna Mutchler – 309-663-6377 or email lmutchler@ihsa.org.

**Photos are due
by midnight
Saturday, May 21, 2016 for 1A,
and
Saturday, May 28, 2016 for 2A & 3A**

ScoreZone Reporting Procedures for 2015-16

Managers: Please read the following page carefully. If you have any questions, please call Scott Johnson at the IHSA Office (309-663-6377).

How to Submit ScoreZone Final Scores

1. Log on to the IHSA Schools Center using your Login ID and password (www.ihsa.org).
2. Look for the "IHSA State Series Hosting & ScoreZone" icon. Click on the "ScoreZone" link. You will be shown a list of state series contests hosted by your school.
3. Find the game you want and click on "Edit".
4. Fill out the score and other appropriate information and click the button labeled "FINAL" to submit.

Please note: Your score must be submitted online. It will appear on the ScoreZone page moments after you submit it.

The screenshot shows the 'ScoreZone Report' interface. At the top left, there are links for 'Log out', '0101 Abingdon', and 'Main menu'. The IHSA Schools Center logo is at the top right. The main form has columns for 'Competing Teams', 'Score', 'Status', and 'Highlights'. Under 'Competing Teams', there are checkboxes for 'Urbana (H.S.)' and 'Danville (H.S.)'. The 'Status' column has a 'Time remaining' dropdown and a 'Period' dropdown. The 'Highlights' column has a text area for notes. Below the form, there are buttons for 'Score is NOT final' and 'FINAL Score'. A large arrow points from the 'FINAL Score' button in the text to the 'FINAL Score' button in the screenshot.

A sample of the page in the IHSA Schools Center where you will submit Soccer scores.

It is the responsibility of each tournament manager to:

- Submit the final score of each contest you host.
- Submit the final score as soon as possible after the conclusion of each contest.

For more information, check out the ScoreZone page at www.ihsa.org/scores

Interactive ScoreZone means live updates!

Submitting scores online means being able to submit scores during the contest. Imagine being able to track scores from dozens of hot games around the state — as they happen. The technology is here. All we need now is your help.

How to Submit "Live Updates"

1. Log on to the IHSA Schools Center and find the contest you want to report (as outlined above).
2. Submit the score and the status of the contest (the inning, or the time remaining in the quarter or the half).
3. Submit the score as often as you like (including, of course, the final score).

Think it's a great idea, but need help? Remember, you can give the ScoreZone password to a trusted student or adult. The ScoreZone password gives access only to the ScoreZone area of the Schools Center. Live updates can be posted from the site of the contest, or even from home while listening to the radio.

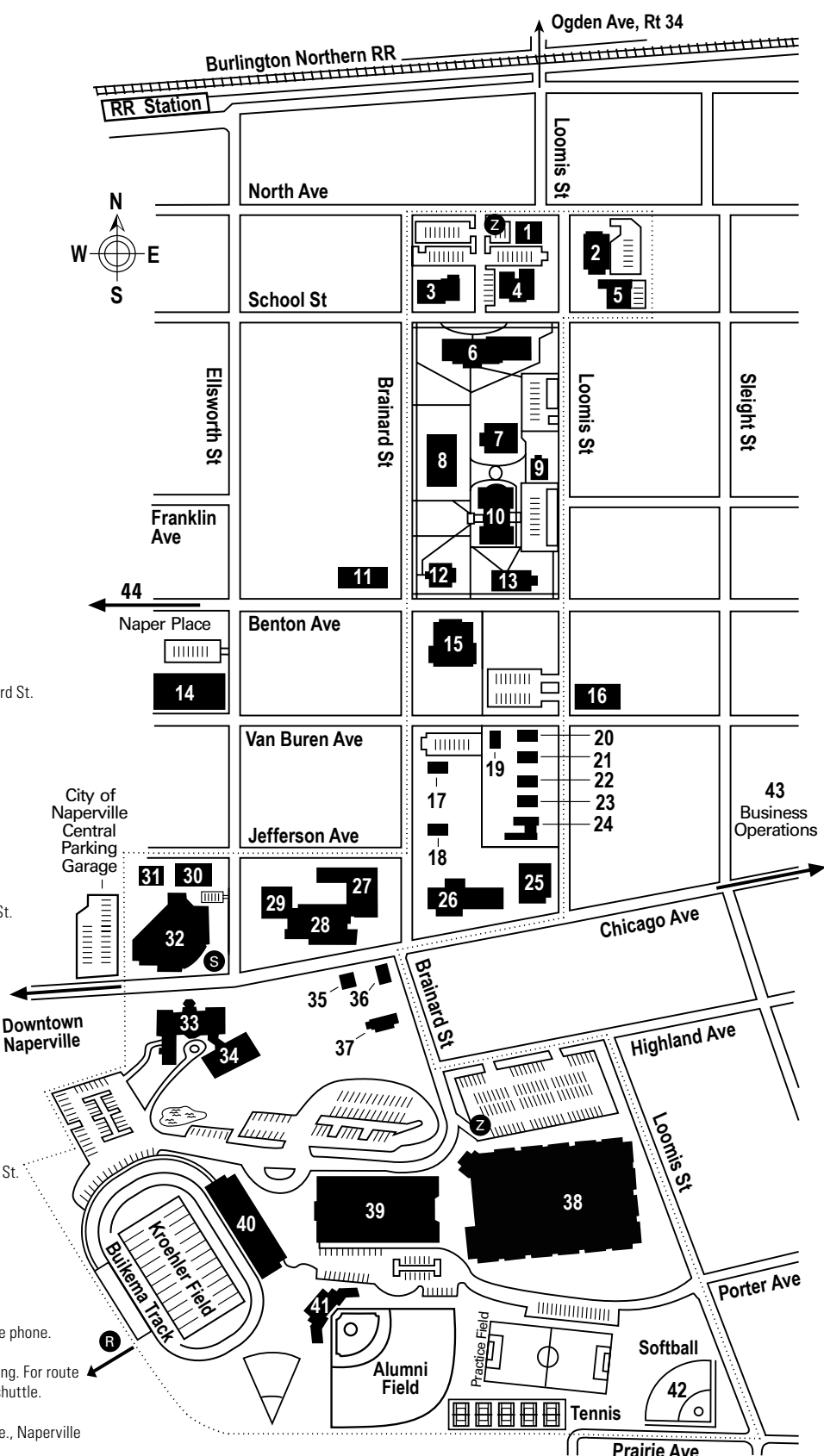
No obligation: You are not required to submit "live updates" — but you just might want to!

North Central College Map

30 N. Brainard Street
Naperville, IL 60540-4960



1. **225 N. Loomis House** [H225]
 2. **Kimmel Hall** [KL] 224 N. Loomis St.
 3. **Larrance Academic Center** [LAC] 309 E. School St.
 4. **Kiekhofner Hall and Koten Chapel** [KH] 329 E. School St.
 5. **Seybert Hall** [ST] 208 N. Loomis St.
 6. **Oesterle Library** [LIB] 320 E. School St.
 7. **Goldspohn Hall** [G] 31 N. Loomis St.
 8. **Kroehler Science Center** [SC] 40 N. Brainard St.
 9. **Rolland Center Boilerhouse Café** [RC] 29 N. Loomis St.
 10. **Old Main** [OM] 30 N. Brainard St.
 11. **Peter & Paul Hall** [PPH] 5 N. Brainard St.
 12. **Carnegie Hall** [C] 10 N. Brainard St.
 13. **Harold and Eva White Activities Center** [WAC] 325 E. Benton Ave.
 14. **Meiley-Swallow Hall** [MS] 31 S. Ellsworth St.
 15. **Pfeiffer Hall** [PH] 310 E. Benton Ave.
 16. **A.A. Smith House** [H28] 28 S. Loomis St.
 17. **116 S. Brainard House** [H116]
 18. **Hammersmith House** [H122] 122 S. Brainard St.
 19. **322 E. Van Buren House** [H322]
 20. **330 E. Van Buren House** [H330]
 21. **109 S. Loomis House** [H109]
 22. **119 S. Loomis House** [H119]
 23. **125 S. Loomis House** [H125]
 24. **Student Village** [SV] 131 S. Loomis St.
 25. **Schneller Residence Hall** [SSH] 147 S. Loomis St.
 26. **Seager Hall** [SR] 311 E. Chicago Ave.
 27. **Rall Hall** [RL] 211 S. Brainard St.
 28. **Kaufman Dining Hall** [K] 221 S. Brainard St.
 29. **Geiger Hall** [GR] 221 E. Chicago Ave.
 30. **Bookstore** [B100] 100 E. Jefferson Ave.
 31. **48 E. Jefferson House** [H48]
 32. **Wentz Concert Hall/Fine Arts Center** [FAC] 171 E. Chicago Ave.
 33. **Patterson Hall** [PRH] 180 E. Chicago Ave.
 34. **Ward Hall** [WH] 192 E. Chicago Ave.
 35. **Blue House** [H224] 224 E. Chicago Ave.
 36. **Oliver Hall** [WONC] 232 E. Chicago Ave.
 37. **President's House** 329 S. Brainard St.
 38. **Residence Hall/Recreation Center** [RRC] 440 S. Brainard St.
 39. **Merner Field House** [MF] 450 S. Brainard St.
 40. **Benedetti-Wehrli Stadium** [STAD] 455 S. Brainard St.
 41. **Zimmerman Stadium** 467 S. Brainard St.
 42. **Shanower Family Field** 435 S. Loomis St.
 43. **Business Operations & Maintenance** [M999] 999 E. Chicago Ave.
 44. **Naper Place** [NP] 119 S. Main St.
- Z** Zipcar Reserve a car online or on your mobile phone. Go to Zipcar.com/ncc.
- S** Shuttle pickup to remote parking and shopping. For route and schedule, visit northcentralcollege.edu/shuttle.
- R** Remote Parking Lot All Saints Catholic Academy, 1155 Aurora Ave., Naperville



Updated Summer 2011

Hotel Information

Following is a list of hotels in the Naperville area **for fans and families**. *Qualifying team hotel information will be included in the State Qualifiers Packet.* If you would like more information concerning these hotels and/or any restaurants in the Naperville area, please contact the Naperville Convention and Visitors Bureau at 1-877-23NAPER, or log onto www.visitnaperville.com

BEST WESTERN NAPERVILLE INN

1617 Naperville Road
Naperville, IL 60563
Phone: 630-505-0200
Toll Free: 1-800-WESTERN
Fax: 630-505-4291
www.napervilleinn.com

EXEL INN

1585 Naperville-Wheaton Road
Naperville, IL 60563
Phone: 630-357-0022
Toll Free: 800-367-3935
Fax: 630-357-9817
www.exelinn.com

HOLIDAY INN SELECT

1801 N. Naper Blvd.
Naperville, IL 60566
Phone: 630-505-4900
Toll Free: 800-HOLIDAY
Fax: 630-505-8239
www.naperselect.com

FAIRFIELD INN & SUITES BY MARRIOTT

1847 W. Diehl Road
Naperville, IL 60563
Phone: 630-548-0966
Toll Free: 800-228-2800
Fax: 630-548-0966
www.fairfieldinn.com

EXTENDED STAY AMERICA

1575 Bond Street
Naperville, IL 60563
Phone: 630-983-0000
Toll Free: 800-398-7829
Fax: 630-983-8088
www.extstay.com

RED ROOF INN

1698 W. Diehl Road
Naperville, IL 60563
Phone: 630-369-2500
Toll Free: 800-THE ROOF
Fax: 630-369-9987
www.redroof.com

COURTYARD BY MARRIOTT

1155 E Diehl Road
Naperville, IL 60563
Phone: 630-505-0550
Toll free: 800-321-2211
Fax: 630-505-8337
www.courtyard.com

FAIRFIELD INN BY MARRIOTT

1820 Abriter Court
Naperville, IL 60563
Phone: 630-577-1820
Toll Free: 800-228-2800
Fax: 630-577-0120
www.fairfieldinn.com

SLEEP INN

1831 W. Diehl Road
Naperville, IL 60563
Phone: 630-778-5900
Toll Free: 800-753-3746
Fax: 630-778-1441
www.sleepinn.com

DAYS INN

1350 E. Ogden Avenue
Naperville, IL 60563
Phone: 630-369-3600
Toll Free: 800-329-7466
Fax: 630-369-3643
www.daysinn.com

HAMPTON INN

1087 E. Diehl Road
Naperville, IL 60563
Phone: 630-505-1400
Toll Free: 800-HAMPTON
Fax: 630-505-1416
www.hamptoninn.com

PRIME HOTEL & SUITES

1837 Centre Point Circle
Naperville, IL 60563
Phone: 630-505-3353
Toll Free: 866-937-7746
Fax: 630-505-0176
www.primehotelsandresorts.com

STUDENT MEDIA CREDENTIALS FOR PARTICIPATING SCHOOLS

Congratulations on qualifying for an IHSA state final in a team sport. In order to provide the best possible coverage of this event for your school newspaper, yearbook and AV club, etc. you are entitled to have up to three students receive credentials to cover this event as official media members. In the event that you have less than three students, an adult sponsor may be included on this list. To apply for student media credentials, please have your Athletic Director or an individual involved with the aforementioned programs email Matt Troha (mtroha@ihsa.org) at the IHSA with the following information:

- 1) The names of individuals attending
- 2) Whether they are students or adults
- 3) If the attending individuals will serve as reporters, photographers, videographers, etc.

Student media who are registering for credentials are expected to maintain a level of professionalism while covering this event. That includes no cheering while in the press box or game coverage area. Proper attire is also required. Wearing school shirts and colors is acceptable, but students wearing face paint, costumes, carrying props, etc. will be required to change before receiving credential clearance.

The individual applying for student media credentials will receive specific information on credential pick-up and media regulations at the event via email in the days leading up to the state final.

Please note that student media credentials are only available for state final events in team sports. Due to the sheer volume of schools who qualify in individual sports, our press facilities would be unable to accommodate student media from all participating schools in individual sports. Student media are also welcome to cover IHSA state final activities. Credentials are not required for these events, but please have your students check-in with state final personnel upon arrival for media coverage regulations.

VIDEO TAPING STATE FINALS FOR COACH FILM BREAKDOWN

Each school will be eligible to receive a pass for an individual attending the state final event to shoot game film that is for the sole purpose of being used by the coaching staff for postgame breakdown. Passes for videographers shooting highlight videos, documentaries, etc. should be included in student media application reference above. Additional passes for videotaping purposes will need to come from the allotment of state final passes given to school/head coach at or prior to the state final event.

To apply for a credential to shoot video, please have your Athletic Director email Matt Troha (mtroha@ihsa.org) at the IHSA with the name of the individual who will be taping and whether they are an adult or a student.

Please contact Matt Troha (309-663-6377) at the IHSA for any questions related to this document.

Internet Video Broadcasting Information



Contact: Matt Troha • mtroha@ihsa.org • Phone: 309-663-6377 • Fax: 309-663-7479

IHSA Tournament Managers/Hosts,

The advent of greater broadcasting technology over the past few years has brought about many new potential broadcasters and many new broadcasting platforms and mediums, especially as it pertains to broadcasting video over on the internet. It is important to remember that most internet video streams of IHSA State Series (Regionals, Sectionals, Super-Sectionals, Football Playoffs) events will require that a broadcast rights fee be paid by the broadcasting individual/company. A new internet video broadcasting fee schedule has been developed and is located below, but first please read these reminders on how to determine if a fee is necessary should you be approached about a video webcast of the State Series event you are hosting. If at any time you ever have questions on the fees or any other matters related to broadcasting or media, please call Matt Troha at the IHSA office (309-663-6377).

BROADCAST RIGHTS FEE PAYMENT REQUIRED

There is an IHSA broadcast rights fee required with the broadcast if any one of the options below is applicable...

- 1) The internet video webcast is originated and accessible to viewers on any third-party website (i.e. media website, IHIGH, UStream, High School Cube, fan site, etc.).
- 2) If the crew producing the internet video webcast is not affiliated with the high school or not composed entirely of high school students and/or high school personnel.

BROADCAST RIGHTS FEE PAYMENT *NOT* REQUIRED

There is no IHSA broadcast rights fee required if both guidelines below are met...

- 1) The internet video webcast is produced and the crew populated entirely by high school students and high school personnel as a part of a high school tv station, AV Club, etc.
and
- 2) The internet video webcast is originated on and accessed by viewers on the high school website, the website of the city or on the school's IHSA.tv website (www.IHSA.tv/schoolname).

Internet Video Broadcast Rights Fee Schedule

BOYS BASKETBALL

Per Regional Game-\$125

Per Sectional Game-\$150

Per Super-Sectional Game-\$225

GIRLS BASKETBALL

Per Regional Game-\$125

Per Sectional Game-\$150

Per Super-Sectional Game-\$225

FOOTBALL

Per 1st Round Playoff Game-\$250

Per 2nd Round Playoff Game-\$325

Per Quarterfinal Playoff Game-\$400

Per Semifinal Playoff Game-\$475

ALL OTHER SPORTS

Per Regional Game/Meet-\$75

Per Sectional Game/Meet-\$100

Per Super-Sectional Game/Meet-\$150



**Class 1A, 2A & 3A Girls Soccer
Officials for Regional
Quarterfinal Games**

For the Regional Quarterfinal games hosted by the higher-seeded team, host schools shall secure and pay three IHSA-licensed officials. The fee for Regional Quarterfinal Round Games is **\$57.50**. Host schools will be reimbursed for the officials' fees by submitting a Financial Report Form which is available in your Schools Center under "IHSA State Series Hosting." (Box H)

Please list the names of your officials below and submit it to the IHSA office for approval at least five days prior to your contest.

CHECK APPROPRIATE CLASS:

Class: 1A _____ Class 2A _____ Class 3A _____

Host School: _____

Manager's Name: _____

Manager's Fax Number: _____

Manager's Email: _____

Official 1: _____ ID Number: _____

Official 2: _____ ID Number: _____

Official 3: _____ ID Number: _____

OFFICE USE ONLY

Official 1: Accept Decline Reason _____

Official 1: Accept Decline Reason _____

Official 1: Accept Decline Reason _____

Please email lmutchler@ihsa.org or fax (309-663-7479) this form to the IHSA



Illinois High School Association
 2715 McGraw Dr., Bloomington, IL 61704
 Phone: 309-663-6377
 Fax: 309-663-7479

Girls Soccer Up-to-Date Statistics

(Submit through Super-Sectional Tournament if you are a state qualifier)

The fields in this form will accept a cursor and can be filled out prior to printing.

Coach: Please fill out this form as thoroughly as possible and fax it to the IHSA Office at 309-663-7479 by 10:00 a.m. Wednesday, May 25, 2016 for Class 1A and Wednesday, June 1, 2016 for Class 2A & 3A. If your school does not keep statistics in a given category, please indicate so on the form.

School Name

Class 1A 2A 3A

Head Coach

List numerically from smallest number to largest number. Please use the same listing as on the Roster page of the Team Data.

Uniform Number	PLAYERS (First and Last Name)	No. of Games Played	Shots Attempted	Goals Scored	Assists
Your Team Totals					

Uniform Number	GOALKEEPERS (First and Last Name)	No. of Games Played	Goals Allowed	Per Game Average	Saves	Penalty Kicks Blocked	Penalty Kicks Allowed



SAMPLE FORM

IHSA Pass Gate List

Illinois High School Association
 2715 McGraw Dr., Bloomington, IL 61704
 Phone: 309-663-6377
 Fax: 309-663-7479

The fields in this form will accept a cursor and can be filled out prior to printing.

The following are the only persons representing a member school to be admitted free to this contest. The top seven (7) categories will be admitted for the entire tournament. Rostered players will only be admitted accompanied by the coach.

Participating schools must complete this form and return it to the tournament manager prior to the start of the event.

Sport/Activity:

Host School:

Level: Regional Sectional Super-Sectional

Your School:

The top seven (7) are allowed to have one (1) guest.

Administration

1.	<input type="text"/>	Guest	<input type="text"/>
2.	<input type="text"/>	Guest	<input type="text"/>
3.	<input type="text"/>	Guest	<input type="text"/>
4.	<input type="text"/>	Guest	<input type="text"/>
5.	<input type="text"/>	Guest	<input type="text"/>
6. Head Varsity Coach	<input type="text"/>	Guest	<input type="text"/>
7. Assistant Coach	<input type="text"/>	Guest	<input type="text"/>
Assistant Coach	<input type="text"/>	Guest	<input type="text"/>
Assistant Coach	<input type="text"/>	Guest	<input type="text"/>
Assistant Coach	<input type="text"/>	Guest	<input type="text"/>
8. Manager	<input type="text"/>		
9. Scorekeeper	<input type="text"/>		
10. Video/Camera Operator	<input type="text"/>		
11. Bus Driver	<input type="text"/>		
12. Athletic Trainer	<input type="text"/>		
13. All rostered players according to the terms and conditions.			

All other representatives from your school must pay to attend an IHSA tournament.

In case of emergency or need to communicate changes to your school:

Contact Person:	<input type="text"/>	Contact Person:	<input type="text"/>
Cell Phone:	<input type="text"/>	Cell Phone:	<input type="text"/>
Email:	<input type="text"/>	Email:	<input type="text"/>

2015-16 Soccer Yellow Card and Red Card Tracking Report

Contest Date: _____

Officials Name: _____ Officials ID #: _____

Officials Name: _____ Officials ID #: _____

Officials Name: _____ Officials ID #: _____

Home Team: _____

Visiting Team: _____

Coach/Player Name	School	Yellow or Red Card	Reason for Card
_____	_____	_____	_____
_____	_____	_____	_____
_____	_____	_____	_____
_____	_____	_____	_____

The official must report all yellow and red cards within 48 hours of the contest to the IHSA. Officials submitting a yellow card report or an ejection report through the Officials Center do not need to send a separate report to the school. Schools are able to immediately track the yellow card or ejection report through their Schools Center site.

Officials submitting a yellow card report or an ejection report via fax to the IHSA must also fax a copy of the report to the school.

If an official does not submit a special report electronically or by fax with in 48 hours of the contest, schools must notify the IHSA of the officials name and ID number.

Schools are responsible to keep track of all yellow cards issued to their coaches and players. Coaches are encouraged to complete this form and submit it to their Athletic Director after each game.

2015-2016 Soccer Yellow Card Suspension Report

School: _____

Submitter's Name: _____

Coach/Player Name	#	Yellow Count (5 / 8 / 11 / 14)	Game Suspension Date(s)
_____	_____	_____	_____
_____	_____	_____	_____
_____	_____	_____	_____
_____	_____	_____	_____
_____	_____	_____	_____

2015-2016 IHSA Request To Purchase Additional/Replacement State Series Awards

- 1.) To ensure an accurate order of replacement awards, please complete the form below.
- 2.) Please fax this completed form to Cheryl Lowery @ 309-663-7479.
- 3.) An invoice will be emailed to you. The awards company will not process duplicate orders without an invoice from IHSA and payment.
- 4.) Mail payment and invoice to A & M Products.

◆ **This form is to be used only, if your school is purchasing duplicate awards for the following reason (check one):**

Team Roster exceeds the number of allowed medallions per the T&C's

Coop School
 Dual Campus
 Lost
 Broken

Sport or Activity: _____ **Year:** _____ **Qty.:** _____ **Place:** _____

Classification

<input type="checkbox"/> 1A	<input type="checkbox"/> 5A	<input type="checkbox"/> Class A
<input type="checkbox"/> 2A	<input type="checkbox"/> 6A	<input type="checkbox"/> Class AA
<input type="checkbox"/> 3A	<input type="checkbox"/> 7A	
<input type="checkbox"/> 4A	<input type="checkbox"/> 8A	

Gender:

Girls Boys

Level of Competition:

Regional Sectional Super-Sectional State

Type of Award:

<input type="checkbox"/> Team Plaque <input type="checkbox"/> Team Trophy <input type="checkbox"/> Medal/Medallion Replacement Trophy Parts (check below): <input type="checkbox"/> Gold State Champion-top figure (#1) <input type="checkbox"/> Gold State Champion-side figure (#1) <input type="checkbox"/> Gold State Runner-up-top figure (#1) <input type="checkbox"/> Gold State Runner-up-side figure (#1)	<input type="checkbox"/> Gold State 3rd/4th Place-top figure (#1) <input type="checkbox"/> State 3 rd /4 th Place Gold-side figure (#2) <input type="checkbox"/> Gold Girls Soccer-side figure 3 rd /4 th (#3) <input type="checkbox"/> Gold Music Lyre-side figure 3rd (#3) <input type="checkbox"/> Badminton Gold shuttlecock and/or riser <input type="checkbox"/> Replacement Trophy Plate w/lasering <input type="checkbox"/> Bat, Tennis, Golf Club Replacement <input type="checkbox"/> Replacement Plate SF Trophy w/o lasering
--	---

Ind. Event Medals (indicate Event name): _____
 (ie: Pole Vault, Long Jump, Diving, 100-yd. Butterfly, Single, Doubles, 102lb., Speech: IE, etc.)

Name:

Email Address:

School:

Address:

City, ZIP Code:

Phone Number:

Fax Number:



**2015-2016 IHSA Request To Purchase
Additional/Replacement State Series Awards**

- ◆ **Tournament Managers/Hosts** who need to request duplicate awards due to ties at their tournament/meet must complete the form in the Online Manual for Managers and send it directly to the awards company– **Do Not Use the form above.**
- ◆ **Trophy Letters:** Schools who need replacement letters for trophies, please contact A & M Products direct at 815-875-2667.

Extra Medal Pricing for Schools:

<u>Qty:</u>	<u>Finish</u>	<u>State Medallion</u>	<u>Reg./Sect Medal</u>	<u>Shipping</u>
1 – 5	Goldtone (1 st)	\$4.45	\$3.95	\$6.50
	Nickel Silver (2 nd)	\$4.95	\$4.45	
	Bronze (3 rd)	\$4.60	\$4.15	
6 – 12	Goldtone (1 st)	\$4.20	\$3.70	\$7.00
	Nickel Silver (2 nd)	\$4.70	\$4.20	
	Bronze (3 rd)	\$4.35	\$3.85	
13 – 24	Goldtone (1 st)	\$3.95	\$3.45	\$7.50
	Nickel Silver (2 nd)	\$4.45	\$3.95	
	Bronze (3 rd)	\$4.10	\$3.65	
25 or more	Goldtone (1 st)	\$3.70	\$3.20	\$8.00
	Nickel Silver (2 nd)	\$4.20	\$3.70	
	Bronze (3 rd)	\$3.85	\$3.40	

Extra Plaque/Trophy Pricing for Schools (Shipping included):

Regional Champion Plaque	\$50.00
Sectional and Super-Sectional Champion Plaque	\$66.00
Third/Fourth place trophy	\$269.00
Champion/Runner-Up	\$297.00

Gold figure Replacement Pricing (\$10.00 shipping per figure)

Oxidized bronze finish pre 2008-09 school year, call for pricing and availability

<u>Gold</u> State Champion-top figure (#1)	\$51.00
<u>Gold</u> State Champion-side figure (#1)	\$51.00
<u>Gold</u> State Runner-up-top figure (#1)	\$51.00
<u>Gold</u> State Runner-up-side figure (#1)	\$51.00
<u>Gold</u> State 3rd/4th Place-top figure (#1)	\$51.00

Gold figures and plate replacement pricing

Oxidized bronze finish pre 2008-09 school year, call A&M for pricing and availability

State 3 rd /4 th Place Gold-side figure (#2)	\$33.00, plus \$10.00 shipping
Girls Soccer – Gold-side figure 3 rd /4 th Place (#3)	\$27.00, plus \$10.00 shipping
Music Lyre – Gold-side figure 3rd Place (#3)	\$27.00, plus \$10.00 shipping
Badminton Gold shuttlecock and/or riser	\$27.00, plus \$10.00 shipping
Repl. Trophy Plate w/lasering names	\$30.00, plus \$10.00 shipping
Repl. Black Plate for SF Trophy w/o lasering	\$12.00, includes shipping
Bat, Tennis, Golf Club Replacement for All Figurine	\$16.00, includes shipping

Orders will be **processed upon Receipt of Full Payment.** Please allow three (3) weeks for delivery. Thank you.