



The IHSA governs the equitable participation in interscholastic athletics and activities that enrich the educational experience.

2016 IHSA Scholastic Bowl State Final Qualifying Team Information

Awards Ceremony Line-Up Sheet/Roster: A pre-printed school roster will be available at the check-in table at the Peoria Civic Center. Schools will be asked to indicate which members from their team will be in attendance for the awards ceremony upon check-in at the State Final.

Concessions: Concessions will be available on the lower level below the Scholastic Bowl floor.

Food: The first order of business is for your team to order its lunches for the State Meet. No Outside food and beverages will be tolerated! The order form for the Pasta Bar is on the last page of this document and must be received by Centerplate, no later than noon, Monday, March 14. **Note:** People who have a food tolerance issue with the Pasta Bar should make prior arrangements through Savor Catering at the number on their order form for the pasta bar. **Outside food will not be allowed.**

Housing: Sectional champions advancing to the State Final tournament need to make their own hotel/motel arrangements, if they plan to stay in Peoria on Thursday night. It is our suggestion you make reservations immediately upon completion of the Sectional. You can contact the Peoria Convention and Visitors Bureau at 1-800-747-0302 for help in securing lodging options, they will be happy to assist you.

Lock-out/buzzer Systems: IHSA will provide lock-out/buzzer systems. Schools do not need to bring their own.

Maps: Enclosed are maps of the downtown Peoria area as well as the layout for the Scholastic Bowl State Final.

Nameplates: IHSA will provide nameplates for every person listed in the State Final program. Teams do not need to bring their own.

Coaches Meeting: A voluntary meeting of coaches/captains/moderators will occur at 9:15 a.m. in room 404.

Opening Ceremonies: Opening ceremonies and competition will take place at 9:30 a.m. on the upper level in the center section of the ballroom area. Teams should sit together in the first 6 rows. Teams will be called alphabetically according to their city. The announcer will announce all the teams alternating between Class A and Class AA. The National Anthem will be played, followed by room assignments and a review of the time schedule.

Parking: The Civic Center Marquee parking lot (fee \$8.00) lot is the best lot to park in. The lot is located off of Kumpf Boulevard. Entrance to the new Scholastic Bowl State Final Meet is located directly off the parking lot. Once inside the building take the escalators to the top floor.

Participant Pass/Coaches Pass: Not needed for access to Scholastic Bowl area.

Photos and State Final Program Information Deadline: Noon, Monday March 14, 2016 (Instructions included in this document).

Policy for Outside Food/Beverages: Scholastic Bowl Teams are **NOT** permitted to bring coolers/food into the Peoria Civic Center or Scholastic Bowl Area. Schools are encouraged to order their lunches in advance (Information included in this document). With only 1 hour for lunch, pre-ordering lunches is the best option. Concessions will be available, however, concession lines may be congested and teams may not have enough time to wait and eat within the 1-hour timeframe.

Questions: An independent team of writers as well as the state final tournament moderators have reviewed all state series questions.

Results: Results of the state finals, members of the advisory committee and additional scholastic bowl information can be found on the IHSA web page www.ihsa.org. Click on Sports & Activities; click on Scholastic Bowl; click on State Series Information and results.

Security: Coaches there are no lockers or locker rooms in the Civic Center for the Scholastic Bowl competitors. Please use common sense. The Peoria Civic Center or the IHSA is not responsible for loss of property. Bring only what you need. There will be thousands of people in and out during the March Madness weekend. Make sure items are not left unattended.



The IHSA governs the equitable participation in interscholastic athletics and activities that enrich the educational experience.

State Final Tournament: The Scholastic Bowl Tournament will be held at the Peoria Civic Center on Friday, March 18, 2016. Eight teams will compete in each State Final Tournament. Each tournament will consist of 3 matches in a pool play format.

Time Schedule

Class A and Class AA State Final Time Schedule (Any round may begin earlier if determined by the IHSA).

8:00 a.m.	Schools may begin to Check-In
9:15 a.m.	Coaches/Captains/Moderators Meeting (optional)
9:30 a.m.	Opening Ceremonies
10:00 a.m. – 10:50 a.m.	First Round of Preliminary Pool Play
11:00 a.m. – 11:50 a.m.	Second Round of Preliminary Pool Play
11:50 a.m. – 12:50 p.m.	Break
1:00 p.m. – 1:50 p.m.	Third Round of Preliminary Pool Play
2:10 p.m. – 3:00 p.m.	Championship and Consolation Rounds
3:00 p.m. – 3:45 p.m.	Awards Ceremony

Uniforms: All Scholastic Bowl teams must wear appropriate matching tops for competing in the state series. Matching tops shall be defined as being similar in style, color, and markings. Members of the same gender must have similar tops, though males may wear slightly different tops than females.

- 1.) Team competitors and coaches will appear in appropriate attire. Acceptable apparel will include, but not be limited to: slacks, turtlenecks, sport shirts with collars, sport coats, T-shirts, sweatshirts, sweaters, nice jeans, skirts and dresses.
- 2.) Unacceptable apparel will include, but not be limited to: tank tops, cut-offs, short-shorts, clothing that advertise alcohol, drugs, or explicit material, jeans with holes or patches, hats or non-religious head gear, boxer-type shorts, spandex tights, hooded sweatshirts or pants worn below the hips.
- 3.) A student or coach may wear apparel that bears the trademark or logo of a manufacturer or distributor during competition provided that the student or coach’s apparel bears only a single manufacturer’s normal label or trademark, not to exceed a one and one-half inch by one and one-half inch square.

Illegal uniform:

- 1.) When a team cannot begin a match with 5 players wearing legal, matching uniform tops, 30 points shall be awarded the opponents. The penalty will be assessed at the beginning of each match of the state series that the team is in violation. The moderator will notify the IHSA of non-compliance.
- 2.) If it is discovered that a player with an illegal uniform started or entered the match, and at least one toss-up has been read while that player was in the match, the moderator will call a time out. The player must leave the match, and a substitute player with a legal uniform, if available, may enter in his/her place. The player with the illegal uniform may not re-enter the match until he/she has a legal uniform and the coach has called a time out. If a substitute player with a legal uniform is not available; 30 points shall be awarded the opponents and the player with the illegal uniform may re-enter the match immediately.

- 1Q. Your team has 2 members wearing a white short sleeve collared shirt and 3 team members wearing a white short sleeve shirt with no collar. Is your team matching?
- 1A. No. In this case, the team members must all wear either a collared shirt or a no collared shirt.
- 2Q. Your team is wearing white short sleeve T-shirts but each shirt has a different designs on the shirt. Are you matching?
- 2A. No. All designs must be the same as well as the color of the T-shirts.
- 3Q. If the boys on your team wear a white long sleeve collared shirt with a tie and the girls on the team wear a white long sleeve collared shirt with no tie, are you matching?
- 3A. Yes. Ties are not considered tops.
- 4Q. If all team members wear black long sleeve turtleneck tops but they are not the same brand, are they considered matching?
- 4A. Yes, as long as the color of the shirt and the style of the shirt is duplicated, the brand does not have to be the same.



The IHSA governs the equitable participation in interscholastic athletics and activities that enrich the educational experience.

2016 IHSA Scholastic Bowl Pasta Bar Lunch Order Form

SAVOR: Any questions, contact Carol Cook at 309.680.3300 (ccook@peoriaciviccenter.com)

(Checks should be made payable to SAVOR)

SAVOR, the exclusive caterer at the Peoria Civic Center, is offering a Pasta Bar for the 2016 IHSA Scholastic Bowl Championships. SAVOR & the IHSA encourage school participation in this program and appreciate your understanding and cooperation in prohibiting any and all outside food or beverages from being brought into the Peoria Civic Center. The Pasta Bar will be available during the Scholastic Bowl lunch break (located on the 4th floor) between the hours of 11:50 AM – 12:50 PM.

Pasta Bar Includes: Chef's Choice Pasta with Marinara Sauce; Garlic Bread, Seasoned Vegetables and a bottle of Water.

Schools orders must be pre-ordered, pre-paid or secured with a school purchase order no later than Monday, March 14, 2016. No orders will be allowed day of event. Concession stands will also be available in the March Madness Experience and in the lower concourse of the Peoria Civic Center, but keep in mind the Class 3A/4A Boys Basketball tournament will also be in progress and food lines could be long and not accommodate the Scholastic Bowl lunch hour.

Event: 2016 IHSA Scholastic Bowl Championships Date of Event 3/18/16 .

School Name:	
Contact Name:	
Phone Number/email:	
# of Pasta Bars @ 8.25 each:	
Total Amount Due:	
Credit Card Number:	
Expiration Date & CVV #:	
Billing Address for Credit Card:	

All Orders must be pre-ordered and pre-paid or secured with school purchase order, no later than Monday, March 14. Please return order form via fax or mail with your check or credit card information for payment in full to:

SAVOR

Attn: Carol Cook

201 SW Jefferson, Peoria IL 61602

(Phone 309.680.3300 or fax 309.673.9223)

(Checks should be made payable to SAVOR)

(Please provide proof of Purchase Order if unable to pre-pay. Payment in full will be due upon distribution of meal tickets at Team Check-In.)

CONFIRMATION OF ORDER RECEIVED ON EVENT DAY

_____signature_____date



The IHSA governs the equitable participation in interscholastic athletics and activities that enrich the educational experience.

Sectional Winners:

When your team wins its Sectional, each school qualifying for the State Final Tournament will be required to complete the State Final Program Information form online and submit photographs for your school team, Scholastic Bowl Coach and administration.

State Final Program Information: This form provides the IHSA with most of the information printed in the state final souvenir program. You are required to provide this information once you have qualified for the Scholastic Bowl State Final Tournament by March 14 at noon.

The link to the State Final Program Information form is located in the IHSA Schools Center, a password-protected area of the IHSA Web site.

To log in the Schools Center:

- 1.) go to the main IHSA Web page (www.ihsa.org)
- 2.) click on the Schools & Official Center Login button
- 3.) Enter your **School User ID and Scholastic Bowl Coaches password.**
- 4.) The next page is the main menu of the Schools Center, look for the "Sport & Activity Tracker" area.
- 5.) Find Scholastic Bowl and follow the row across until you find a link labeled "SFInfo" in the column labeled "Required Reports".
- 6.) Click on the link and follow the instructions to complete the required pages.

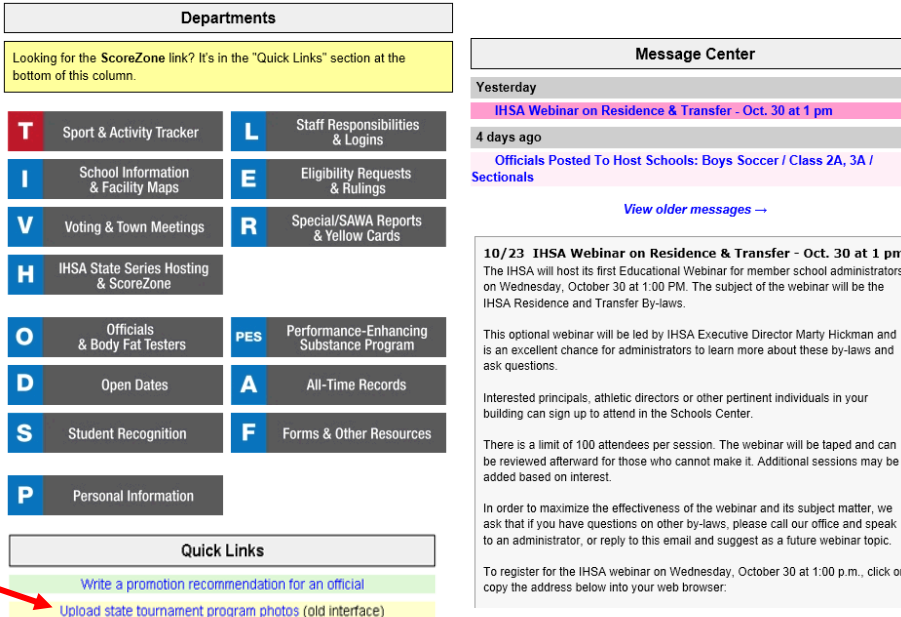
You must also provide photographs for your team, coach and administrators. Complete instructions are provided on the next page.

The IHSA governs the equitable participation in interscholastic athletics and activities that enrich the educational experience.

INSTRUCTIONS FOR SUBMITTING PHOTOS

Submit your photos by uploading them in the Schools Center.

1. Sign into the Schools Center. Choose: [Upload state tournament program photos here](#). NOTE: Only your administrative staff PASSWORD has access to this link.



The screenshot shows the Schools Center interface. On the left, there are two main sections: 'Departments' and 'Quick Links'. The 'Departments' section contains a grid of buttons for various functions like 'Sport & Activity Tracker', 'Staff Responsibilities & Logins', 'School Information & Facility Maps', etc. The 'Quick Links' section has a button for 'Upload state tournament program photos (old interface)' highlighted with a red arrow. On the right, the 'Message Center' displays a message titled '10/23 IHSA Webinar on Residence & Transfer - Oct. 30 at 1 pm' with details about the webinar.

2. Add administrators and coaches. Choose: [Add a new administrator or coach](#). You will want to do this before adding team photos. (If your sport/activity does not include administrators or coaches in the program, you can skip this step and start uploading your team photo.) Follow the step-by-step instructions, making sure that you **save the photos and information**. Do not use all capital letters.

3. Upload your team photo. Choose: The [Edit](#) button that corresponds with your sport/activity.

- a. Following the instructions upload your team photo. **Save changes**.

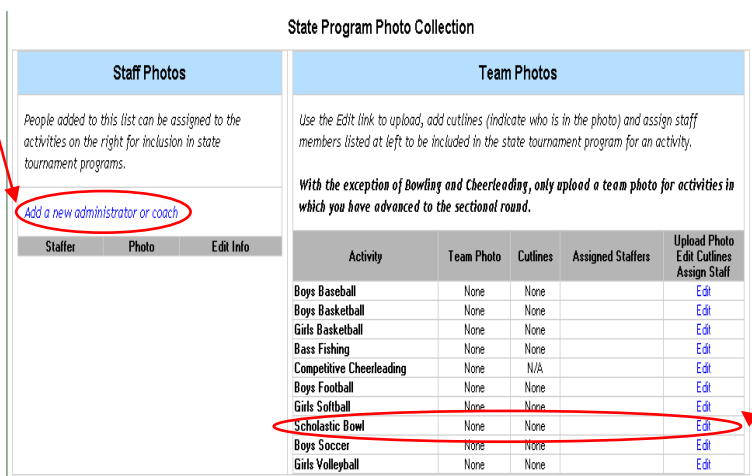
- b. Assign staff members. Use the pull down menus to assign staff members to be included in this program. **Save changes to staff assignments**. (If no administrators or coaches are included in the program, you can skip this step.)

- c. Add your cutlines. List individuals (first and last name) in each row. Do not use all capital letters. Do not include numbers, year in school, etc. Please use the following to designate supervisors in the photo: Head Coach John Smith, Asst. Coach Billy Bob, Mgr. Jane Doe. **Save changes to cutlines**.

4. Go to School Photos Menu. Check to make sure you have included all photos and cutlines for this sport/activity. If everything is correct, you can exit the Schools Center. Make sure that you have completed all other state final information for the program.

If you have any questions, please call Cheryl Lowery – 309-663-6377 or email clowery@ihsa.org.

Photos are due by noon Monday, March 14.

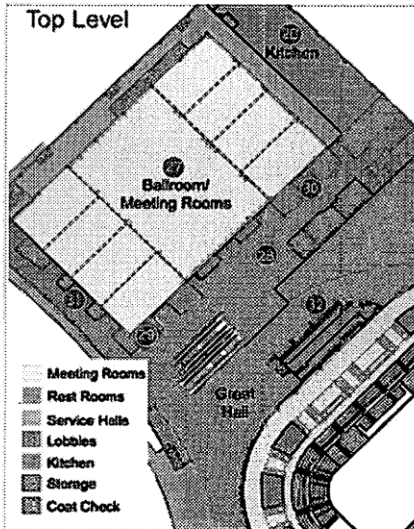
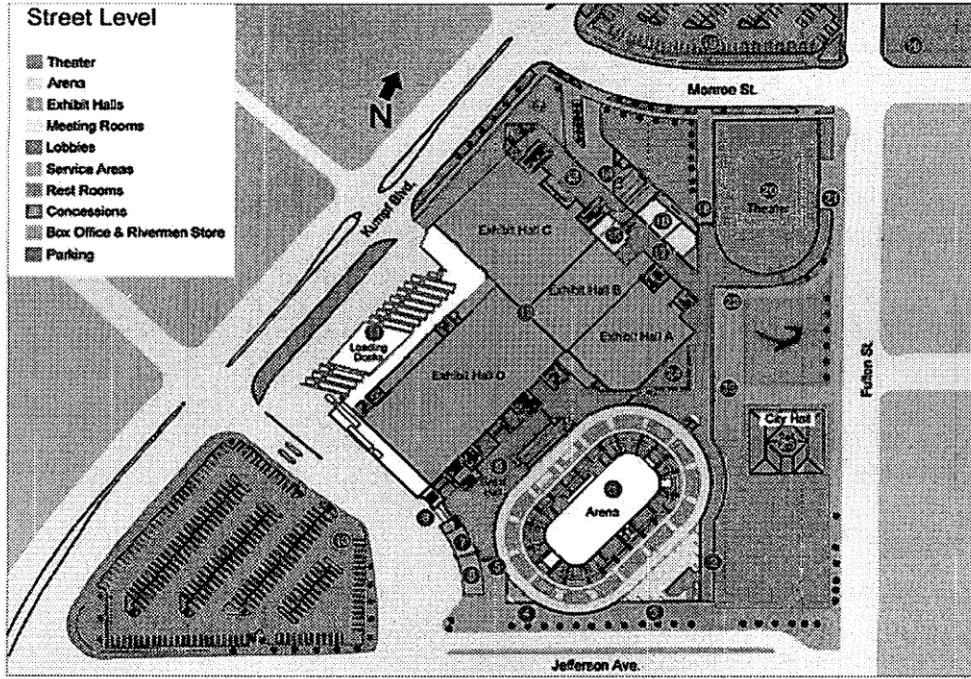


The screenshot shows the 'State Program Photo Collection' interface. It is divided into two main sections: 'Staff Photos' and 'Team Photos'. The 'Staff Photos' section has a button for 'Add a new administrator or coach' circled in red. The 'Team Photos' section contains a table with columns for Activity, Team Photo, Cutlines, Assigned Staffers, and Upload Photo. The 'Scholastic Bowl' row is circled in red, and its 'Upload Photo' button is also circled in red with a red arrow pointing to it.

Activity	Team Photo	Cutlines	Assigned Staffers	Upload Photo
Boys Baseball	None	None		Edit
Boys Basketball	None	None		Edit
Girls Basketball	None	None		Edit
Bass Fishing	None	None		Edit
Competitive Cheerleading	None	N/A		Edit
Boys Football	None	None		Edit
Girls Softball	None	None		Edit
Scholastic Bowl	None	None		Edit
Boys Soccer	None	None		Edit
Girls Volleyball	None	None		Edit

The IHSA governs the equitable participation in interscholastic athletics and activities that enrich the educational experience.

STATE FINAL SCHOLASTIC BOWL MAPS/DIAGRAMS



FINDING YOUR WAY

Street Level

- 1 Arena
- 2 Arena Entrance
- 3 Arena Entrance
- 4 Arena VIP Entrance
- 5 Great Hall Entrance
- 6 Peoria Rivermen Hockey Team Store
- 7 Box Office
- 8 Box Office Entrance
- 9 Great Hall
- 10 Marquee Parking Lot
- 11 Loading Docks
- 12 Exhibit Halls
- 13 Terrazzo Lobby
- 14 Terrazzo Entrance

15 Business Center

- 16 Meeting Rooms
- 17 Skylight Lobby
- 18 Monroe Theater Entrance
- 19 Fulton Parking Lot
- 20 Theater
- 21 Fulton Theater Entrance
- 22 Skylight Lobby Entrance
- 23 Triangle Lobby Entrance
- 24 Triangle Lobby
- 25 City Hall

Top Level

- 26 Kitchen
- 27 Ballroom / Meeting Rooms
- 28 Pre-function Space
- 29 Coat Check
- 30 Restrooms
- 31 Skyline Lounge
- 32 Club Room

The IHSA governs the equitable participation in interscholastic athletics and activities that enrich the educational experience.

